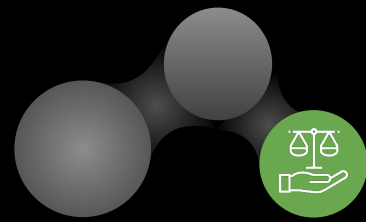




Meet the Mentors



Ask me about...


What is extended mentoring and what sort of things are discussed with students?

What our weekly mentoring schedule looks like?

What do we do for fun during mentor times?

What we need to improve on as a mentor group?

What opportunities are there for students in this form to get involved in the wider school community?



Dane Court Grammar School

Welcome to Year 10

7th October 2025



Mr Wakeley

Vision and values,
Results and Destinations



Miss Castelain and Mr Craig

Behaviour and attitudes, the Landscape
of Year 10, PSHE, Expectations and
trends



Year 11 Students

A student view of Year 10

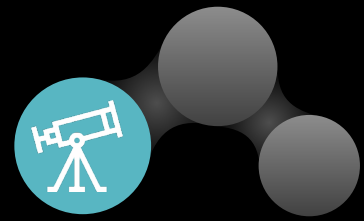


The Mentor Team


The Mentoring Curriculum



Vision and values



Caring



Open-minded

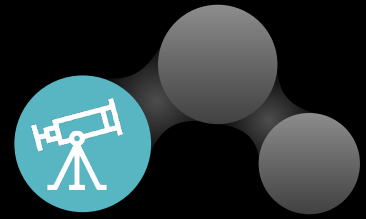


Principled

Vision and values....to develop knowledgeable and caring young people who help to create a better and more peaceful world



Whole-school priorities 2025-2026



An ambitious curriculum

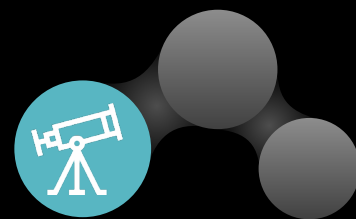
Excellent behaviour, and a safe & happy school

High quality teaching

Life-transforming outcomes & destinations



Our Results



Dane Court IB Average Points - **35**
(Global Average - 30)

Destinations

- Oxford/Cambridge (5 students)
- Durham, Imperial, Loughborough
- 100% success rate for Medics



Approximately half of all grades were a **7 or above**.

Average grade of over 7 for English, Food and History.

Record numbers taking triple Science
(3 x GCSE grades)



*In 2022/2023, 60% of pupils who missed a day in week 1 of the academic year went on to be PA (for the year) -
absence sticks*

Nearly 25% of secondary pupils in England were 'persistently absent' during the 2024-25 school year

Year 11 pupils with near-perfect attendance are almost **twice as likely** to achieve grade 5 or above in English and Maths compared to those with 90–95% attendance

Record 170,000 children in England missed at least half of classes in 2024

At age 28, persistently absent secondary pupils may earn **£10,000 less**, and severely absent pupils nearly **£20,000 less**, compared to those with near-perfect attendance

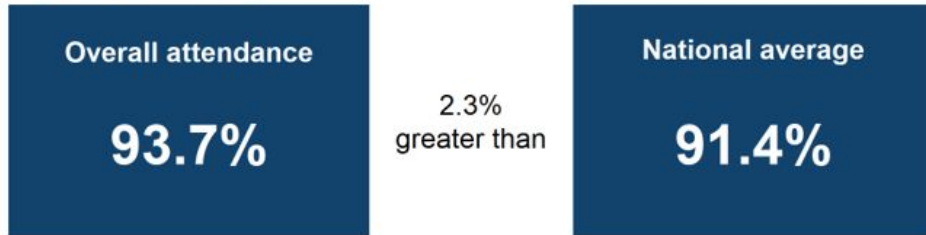


Attendance

Headline attendance and absence

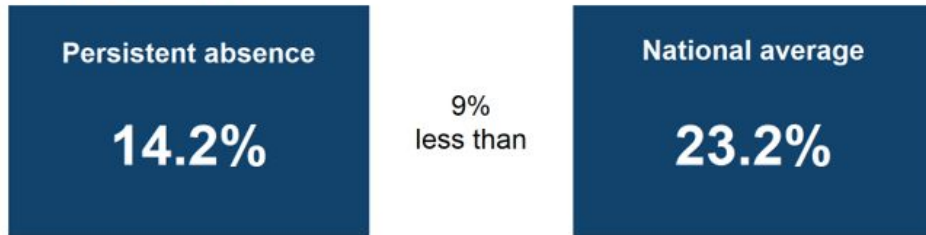
Overall attendance and persistent absence figures for pupils in years 7 to 11 compared to the national average. Results are calculated based on data from the start of the academic year 2024 to 2025, up to Wednesday 13 August 2025.

Overall attendance



Overall attendance is 93.7% which is 2.3% greater than the national average.

Persistent Absence




Persistent absence is 14.2% which is 9% less than the national average.



Miss Castelain and Mr Craig

Behaviour and attitudes, the landscape of Year 10, PSHE, expectations and trends



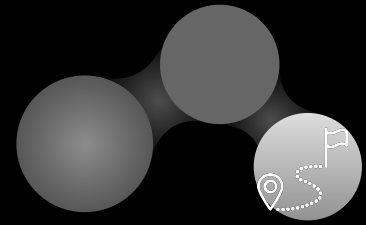


Year 11 Students

A student view of Year 10



Year 11 Students
A student view of Year 10



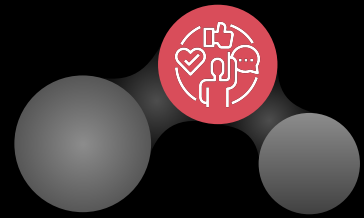
What is ahead in year 10?

What are the challenges?

What are the rewards?



Attendance



Current academic year up to Thursday 02 October 2025

Number of pupils 838	Overall attendance % 96.2%	Overall absence % 3.8%	Unauthorised absence % 0.5%
Persistently absent		Severely absent	
Number of persistently absent pupils	Percentage of persistently absent pupils	Number of severely absent pupils	Percentage of severely absent pupils
80	9.5%	7	0.8%

Last 5 days (26 September 2025 to 02 October 2025)



Overall attendance % 95.0%	Overall absence % 5.0%	Unauthorised absence % 0.5%
--------------------------------------	----------------------------------	---------------------------------------



Attendance in our year



Current academic year up to Thursday 02 October 2025

Number of pupils 164	Overall attendance % 94.7%	Overall absence % 5.3%	Unauthorised absence % 0.9%
Persistently absent		Severely absent	
Number of persistently absent pupils	Percentage of persistently absent pupils	Number of severely absent pupils	Percentage of severely absent pupils
22	13.4%	3	1.8%

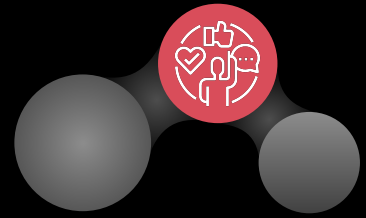
Last 5 days (26 September 2025 to 02 October 2025)



Overall attendance % 94.7%	Overall absence % 5.3%	Unauthorised absence % 0.9%
--------------------------------------	----------------------------------	---------------------------------------



Attendance

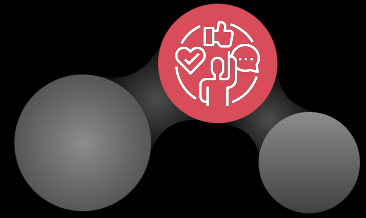


Priorities

- Improve overall attendance (95%+)
- Continue to reduce persistent absence (10%+ of absence)
- Create a strong attendance culture - every day matters
- Early intervention



Supporting Your Child's Attendance



Build a Consistent Routine

- Treat school days as non-negotiable
- Encourage your child to get organised the night before (uniform, bag packed)
- Sleep and time away from screens

Use Support Systems Early (teachers, mentor, year leader and safeguarding staff)

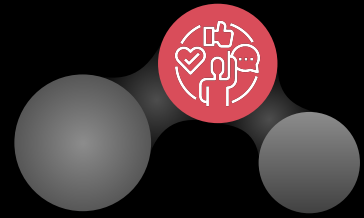
- If your child is finding attendance difficult, don't wait - let the school know

Keep Motivation High

- Celebrate good attendance and progress



Behaviour and attitudes




Expectations

- Make **outstanding** behaviour the 'norm' - not just in lessons;
what we attend to, we learn
- Respect **ALL** members of our community - peers, staff, public
- Strive for excellent attendance -
Pupils who are persistently absent are 48% less likely to achieve a pass grade at GCSE

We will **NOT tolerate** any form of **bullying** (Incident Report Form)



Behaviour and attitudes

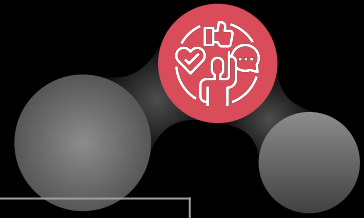


Class Charts - online behaviour system

- Provide parents/carers with an overview of their child's behaviour
- Maintain high expectations and improve consistency
- Improve 'tracking' of behaviour - fire prevention vs fire fighting




The PSHE/Mentor Curriculum - Year 10



Autumn 1 Mental health	Autumn 2 Healthy relationships	Spring 1 Exploring influence
Spring 2 Addressing extremism and radicalisation	Summer 1 Work experience and careers (includes finance)	Summer 2 Living in the wider world



The Year 10 Identity



What Year 10 are getting right:

- Outstanding Engagement
- Academic Success
- 'Principled' Behaviour

20+ students who were given points for achieving academically, in the last week!

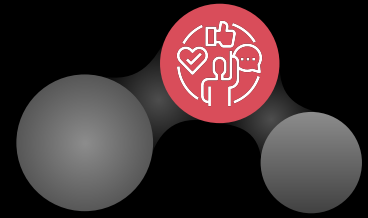
What we still need to work on:

- Late to school
- Late to lesson
- Uniform
- Homework/revision

(12+ students, in the last two weeks, who have received behaviour points for not completing homework/revision)



KEY EVENTS - Dates / events to look out for this year?



Parents Evening Wednesday 29/05/26

Upcoming trips for our year group:

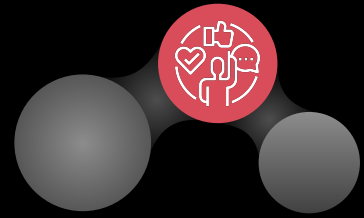
- ❖ Germany Residential - December 25
- ❖ Italy Ski Trip - February
- ❖ Chateau de Warsy, France - July
- ❖ Herne Bay Geography Trip - June
- ❖ British Film Institute, Southbank - January

Whole year group pastoral trip - TBA

- ❖ PPEs (Pre-Public Examinations)
June 2026



Our priorities for Year 10



Celebrate

How can we reward your children?

Attendance

Help us to ensure your child is in school.

Behaviour

Using Class Charts to guide conversations at home, around behaviour.

SOME of our amazing year group!



Competition winning
wrestler

Guitar
heroes

Motor sport
artists

Success in
Regional
Netball

Skilled U15
footballer

Spanish
explorer

Bike whip mastery

Pony rescuer

Ecologist

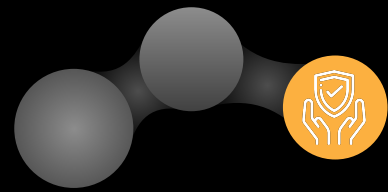
Roller skate success

Maths test
success





Wellbeing



Dane Court website

Mental Health and Wellbeing Page

<https://www.danecourt.kent.sch.uk/wellbeing>



Family Support Page

<https://www.danecourt.kent.sch.uk/familysupport>

