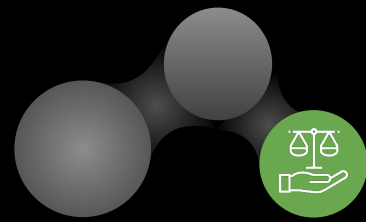




Meet the Mentors



Ask me about...

What sort of conversations we have with your child?


How we review effort with your child after reporting data points?

What it means to be a student in this form?

What we do for fun during mentor times?

What we need to improve on as a mentor group?

What opportunities are there for students in this form to get involved in the wider school community?



Dane Court Grammar School

Welcome to Year 8

7th October 2025




Mrs Dillon

Vision and values,
Results and Destinations



Mr White

Behaviour and attitudes, the
landscape of Year 8, PSHE,
expectations and trends



Year 9 Students

A student view of Year 8

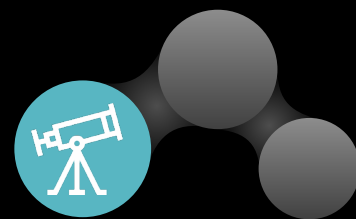


The Mentor Team


The Mentoring Curriculum



Vision and values



Caring



Open-minded



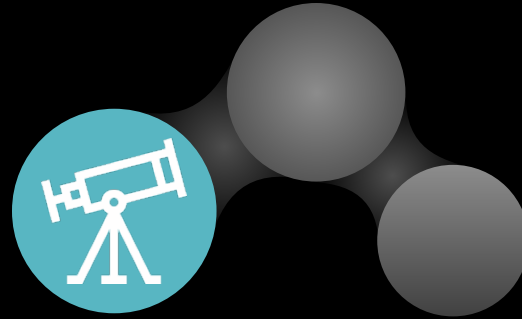
Principled



Vision and values

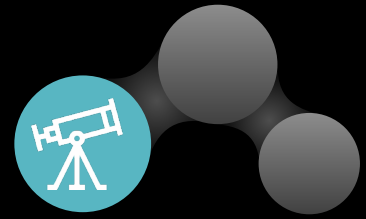


..to develop knowledgeable and caring young people who help to create a better and more peaceful world





Whole-school priorities 2025-2026



An ambitious curriculum

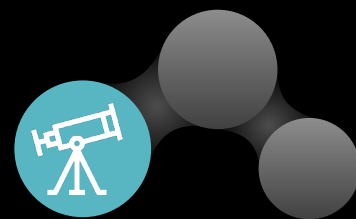
Excellent behaviour, and a safe & happy school

High quality teaching

Life-transforming outcomes & destinations



Our Results



Dane Court IB Average Points - **35**
(Global Average - 30)

Destinations

- Oxford/Cambridge (5 students)
- Durham, Imperial, Loughborough
- 100% success rate for Medics



Approximately half of all grades were a **7 or above**.

Average grade of over 7 for English, Food and History.

Record numbers taking triple Science
(3 x GCSE grades)





Student Speakers



Life In Year 8

*In 2022/2023, 60% of pupils who missed a day in week 1 of the academic year went on to be PA (for the year) -
absence sticks*

Nearly 25% of secondary pupils in England were 'persistently absent' during the 2024-25 school year

Year 11 pupils with near-perfect attendance are almost twice as likely to achieve grade 5 or above in English and Maths compared to those with 90–95% attendance

Record 170,000 children in England missed at least half of classes in 2024

At age 28, persistently absent secondary pupils may earn **£10,000 less**, and severely absent pupils nearly **£20,000 less**, compared to those with near-perfect attendance

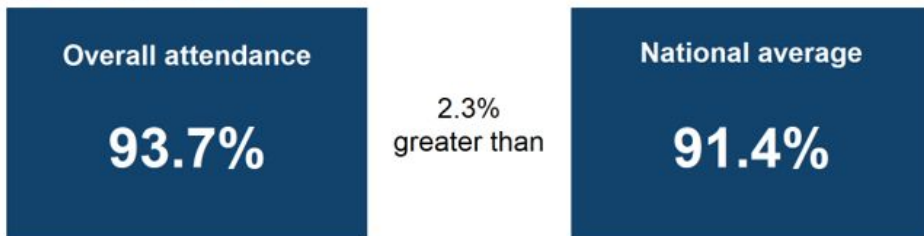


Attendance

Headline attendance and absence

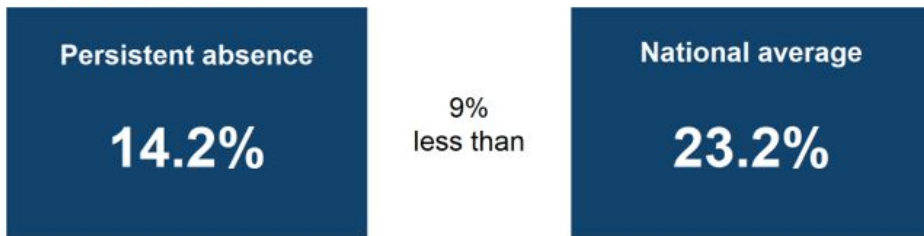
Overall attendance and persistent absence figures for pupils in years 7 to 11 compared to the national average. Results are calculated based on data from the start of the academic year 2024 to 2025, up to Wednesday 13 August 2025.

Overall attendance



Overall attendance is 93.7% which is 2.3% greater than the national average.

Persistent Absence



Persistent absence is 14.2% which is 9% less than the national average.

Current academic year up to Thursday 02 October 2025

Number of pupils

176

Overall attendance %

97.3%

Overall absence %

2.7%

Unauthorised absence %

0.2%

Persistently absent

Number of persistently absent pupils

13

Percentage of persistently absent pupils

7.4%

Severely absent

Number of severely absent pupils

0

Percentage of severely absent pupils

0.0%

Last 5 days (26 September 2025 to 02 October 2025)



Overall attendance %

97.1%

Overall absence %

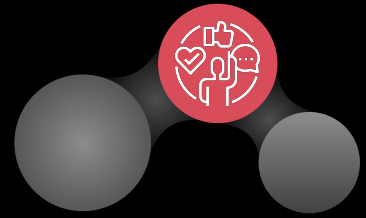
2.9%

Unauthorised absence %

0.5%



Attendance

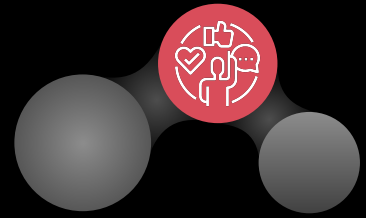


Priorities

- Improve overall attendance (95%+)
- Continue to reduce persistent absence (10%+ of absence)
- Create a strong attendance culture - every day matters
- Early intervention



Supporting Your Child's Attendance



Build a Consistent Routine

- Treat school days as non-negotiable
- Encourage your child to get organised the night before (uniform, bag packed)
- Sleep, exercise and time away from screens

Use Support Systems Early (teachers, mentor, year leader and safeguarding staff)

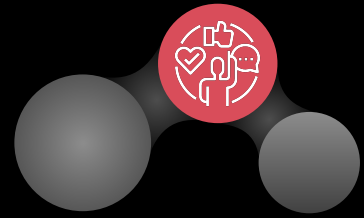
- If your child is finding attendance difficult, don't wait - let the school know

Keep Motivation High

- Celebrate good attendance and progress



Behaviour and attitudes



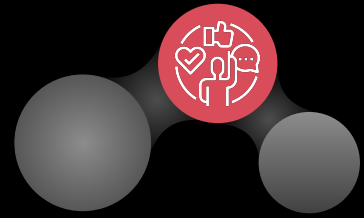
Expectations

- Make **outstanding** behaviour the 'norm' - not just in lessons
- Be attentive and engaged in lessons - what we attend to, we learn
- Respect **ALL** members of our community - peers, staff, public
- Strive for excellent attendance - *'Pupils with higher attainment at KS2 and KS4 had lower levels of absence'* (DfE)

We will **NOT tolerate** any form of **bullying** (Incident Report Form)



Behaviour and attitudes

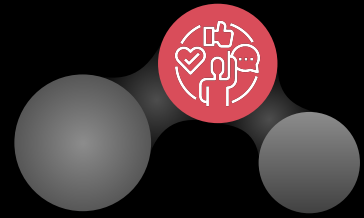


Class Charts - online behaviour system

- Provide parents/carers with an overview of their child's behaviour
- Maintain high expectations and improve consistency
- Improve 'tracking' of behaviour - fire prevention vs fire fighting



The Year 8 Identity



What Year 8 are getting right:

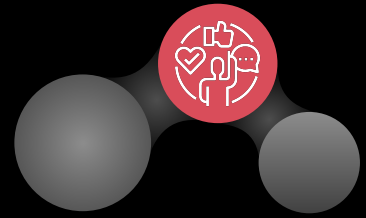
- Outstanding Engagement
- Academic Success
- 'Principled' Behaviour

What we still need to work on:

- Late to school
- Late to lesson
- Uniform



Priorities for Year 8



- Good learning habits, including reviewing work and regular reading
- Being ready to learn by gaining excellent effort grades
- Supporting each other



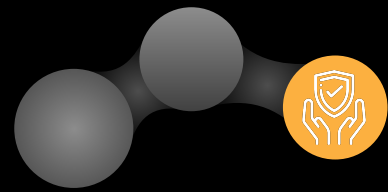
The PSHE Curriculum - Year 8



Autumn 1 Drugs and alcohol	Autumn 2 Discrimination - how to identify it and tools to deal with it	Spring 1 Emotional and physical wellbeing
Spring 2 Identity and relationships	Summer 1 Identity and relationships	Summer 2 Community and living in the wider world



Wellbeing



Dane Court website

Mental Health and Wellbeing Page

<https://www.danecourt.kent.sch.uk/wellbeing>



Family Support Page

<https://www.danecourt.kent.sch.uk/familysupport>



Current academic year up to Thursday 02 October 2025

Number of pupils

176

Overall attendance %

97.3%

Overall absence %

2.7%

Unauthorised absence %

0.2%

Persistently absent

Number of persistently absent pupils

13

Percentage of persistently absent pupils

7.4%

Severely absent

Number of severely absent pupils

0

Percentage of severely absent pupils

0.0%

Last 5 days (26 September 2025 to 02 October 2025)



Overall attendance %

97.1%

Overall absence %

2.9%

Unauthorised absence %

0.5%

Current academic year up to Thursday 02 October 2025

Number of pupils

165

Overall attendance %

95.8%

Overall absence %

4.2%

Unauthorised absence %

0.2%

Persistently absent

Number of persistently absent pupils

18

Percentage of persistently absent pupils

10.9%

Severely absent

Number of severely absent pupils

1

Percentage of severely absent pupils

0.6%

Last 5 days (26 September 2025 to 02 October 2025)



Overall attendance %

91.1%

Overall absence %

8.9%

Unauthorised absence %

0.3%

Current academic year up to Thursday 02 October 2025

Number of pupils

164

Overall attendance %

94.7%

Overall absence %

5.3%

Unauthorised absence %

0.9%

Persistently absent

Number of persistently absent pupils

22

Percentage of persistently absent pupils

13.4%

Severely absent

Number of severely absent pupils

3

Percentage of severely absent pupils

1.8%

Last 5 days (26 September 2025 to 02 October 2025)



Overall attendance %

94.7%

Overall absence %

5.3%

Unauthorised absence %

0.9%

Current academic year up to Thursday 02 October 2025

Number of pupils

160

Overall attendance %

94.2%

Overall absence %

5.8%

Unauthorised absence %

1.0%

Persistently absent

Number of persistently absent pupils

24

Percentage of persistently absent pupils

15.0%

Severely absent

Number of severely absent pupils

3

Percentage of severely absent pupils

1.9%

Last 5 days (26 September 2025 to 02 October 2025)



Overall attendance %

94.0%

Overall absence %

6.0%

Unauthorised absence %

0.9%

Current academic year up to Thursday 02 October 2025

Number of pupils

158

Overall attendance %

94.3%

Overall absence %

5.7%

Unauthorised absence %

1.0%

Persistently absent

Number of persistently absent pupils

24

Percentage of persistently absent pupils

15.2%

Severely absent

Number of severely absent pupils

1

Percentage of severely absent pupils

0.6%

Last 5 days (26 September 2025 to 02 October 2025)



Overall attendance %

93.1%

Overall absence %

6.9%

Unauthorised absence %

1.4%