

Dane Court Grammar School



**Year 7
2025**



Dane Court Grammar School

New Entrants' Information Booklet

2025

This Booklet Belongs To:

Name: _____

Mentor Group: _____

Mentor: _____

Mentor Room: _____

Year Lead: _____

Welcome to Dane Court

We hope that your time here will be both happy and productive.

This booklet has been designed to help you make the most of the first few weeks at your new school. Please try to find some time at the end of the summer holiday (or before then) to read it.

All the staff here want you to feel safe and happy at school. Below is a list that will start you off on the right track:

- **Be organised:** make sure all your belongings are clearly marked with your name and use the section on 'First Lessons' to make sure you have the right equipment with you.
- **Work hard:** this might feel difficult after your long summer, but hard work in lessons and at home will bring rewards.
- **Get involved:** make sure that you get involved in school activities such as after school sports clubs, music activities and house events. These will help you to make new friends and get to know your teachers, other staff and sixth formers.
- **Be kind:** treat everyone the way you would like to be treated. You don't have to be friends with everyone, but there is no need for anyone to be unkind to a fellow student. If you notice someone being treated unkindly by others, please tell your mentor.

Good luck and have a fabulous first year!

Staff you are likely to meet at Dane Court

Headteacher:

Mr M Jones

Senior Teacher:

Mr S Sunderland

Pastoral Support Officer:

Mrs A Ives

Behaviour and Wellbeing Assistant:

Mrs M Cousins

Office Staff:

Mrs C Hobbs

Mrs J Evans

Mrs J Miller

Mrs B Hodges

Mrs L Trinkwon

Mrs R Lindley

Plus, of course, your mentor and your Year Lead. When you find out who they are, write their name in the box.

Getting Around

Everyone worries about being in a new and unfamiliar place – we don't know our way around and we are scared of getting lost.

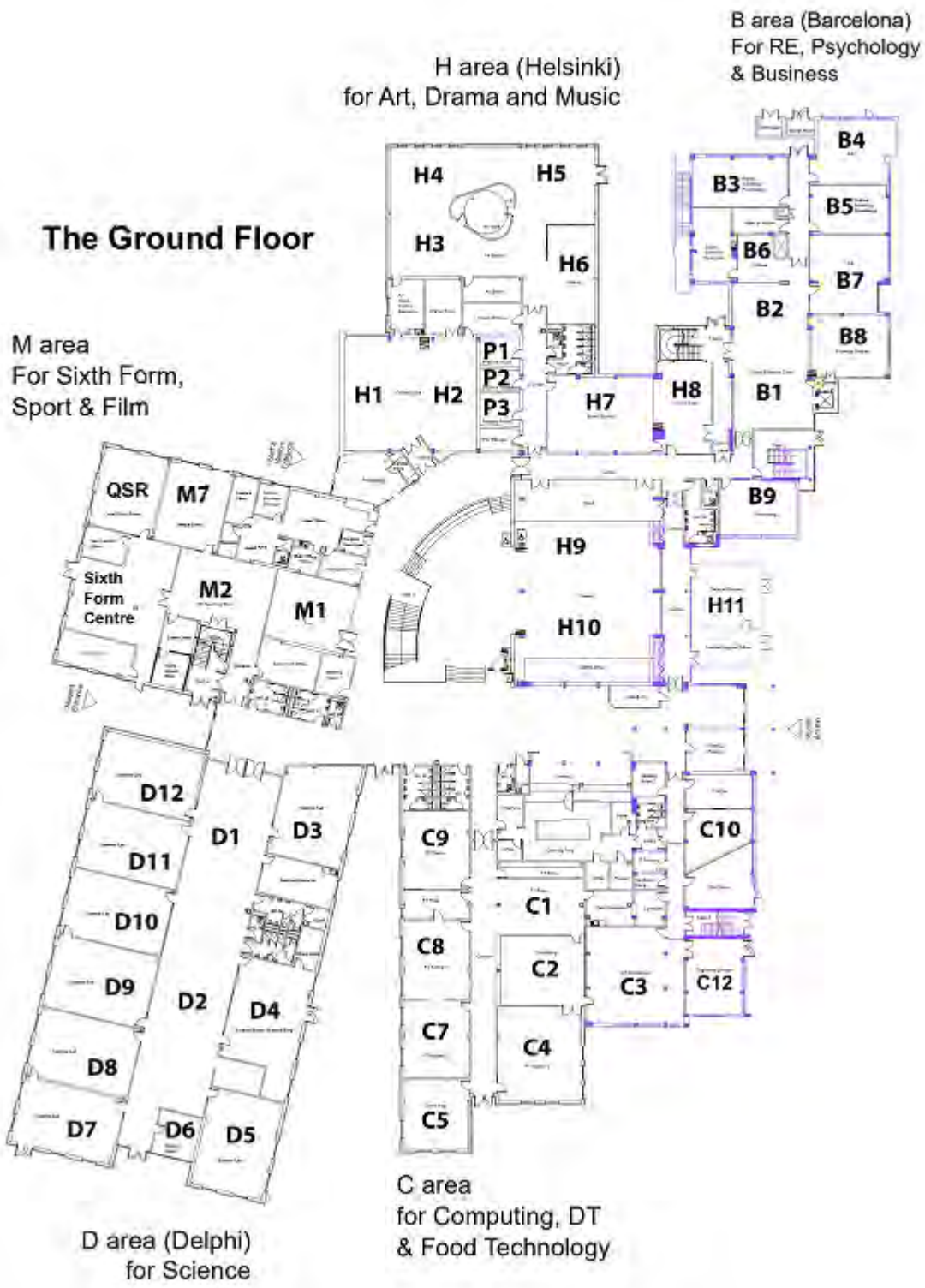
Our school buildings are very compact. You are lucky to begin the next stage of your education in a modern school. Please look after it for the Year 7s of the future.

Over the next few pages there are some diagrams of the layout of the school. Please don't worry if they look confusing, you will quickly learn your way around. (If you do happen to get lost, don't panic: other members of the school will always help you.)

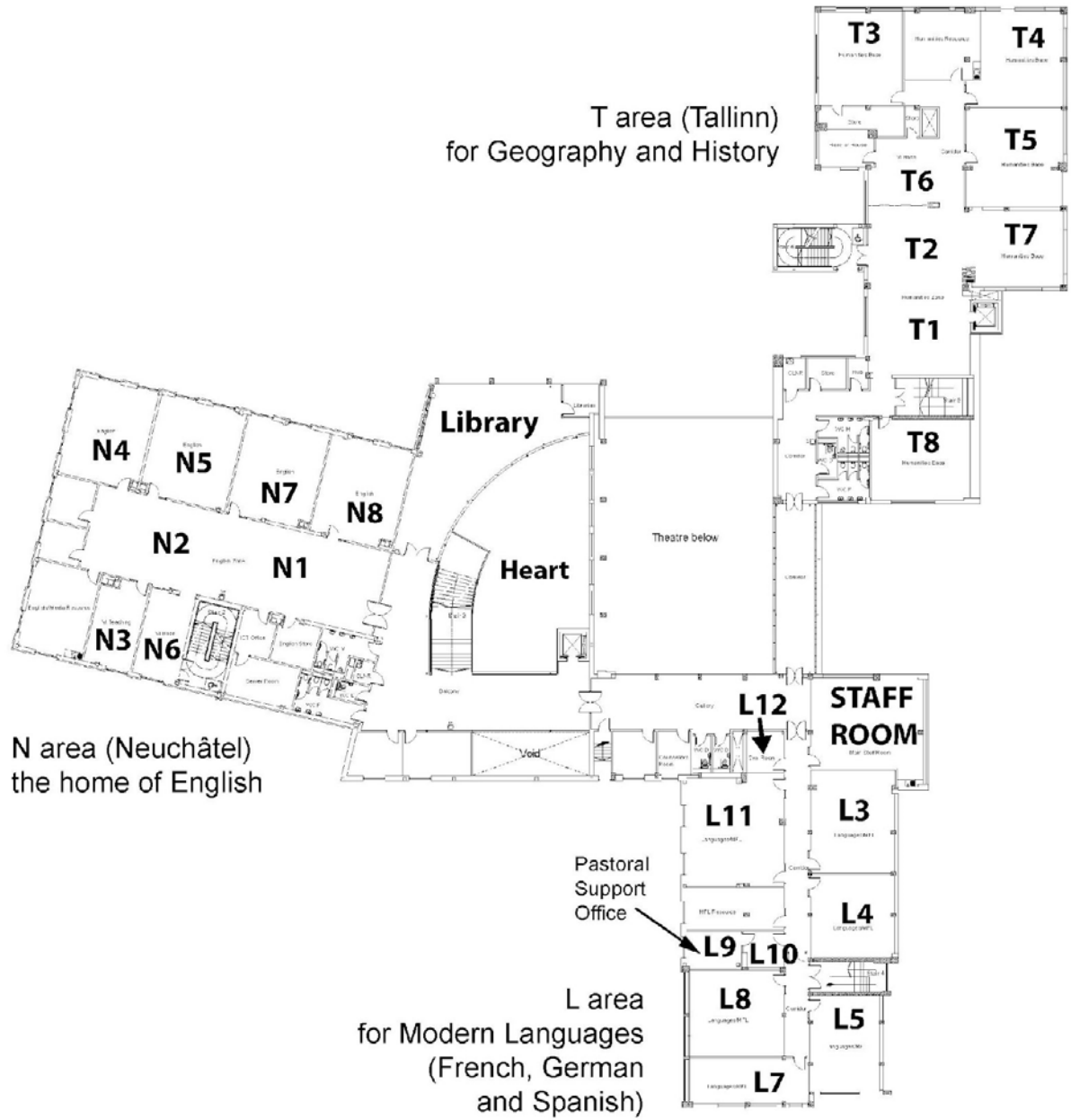
The Dane Court building is divided into different areas for different subjects and six of these areas are named after our houses.

On the ground floor you will find the D (for DELPHI) area, where all three sciences are taught. The B (for BARCELONA) area, where philosophy is taught, and H (for HELSINKI) where art, drama and music are taught. Also, on the ground floor is the theatre, the school canteen and the technology area, where you will be taught food and nutrition as well as computing (the 'C' area and classrooms). There are also classrooms in the 'M' area, which is located near the Sixth Form Centre.

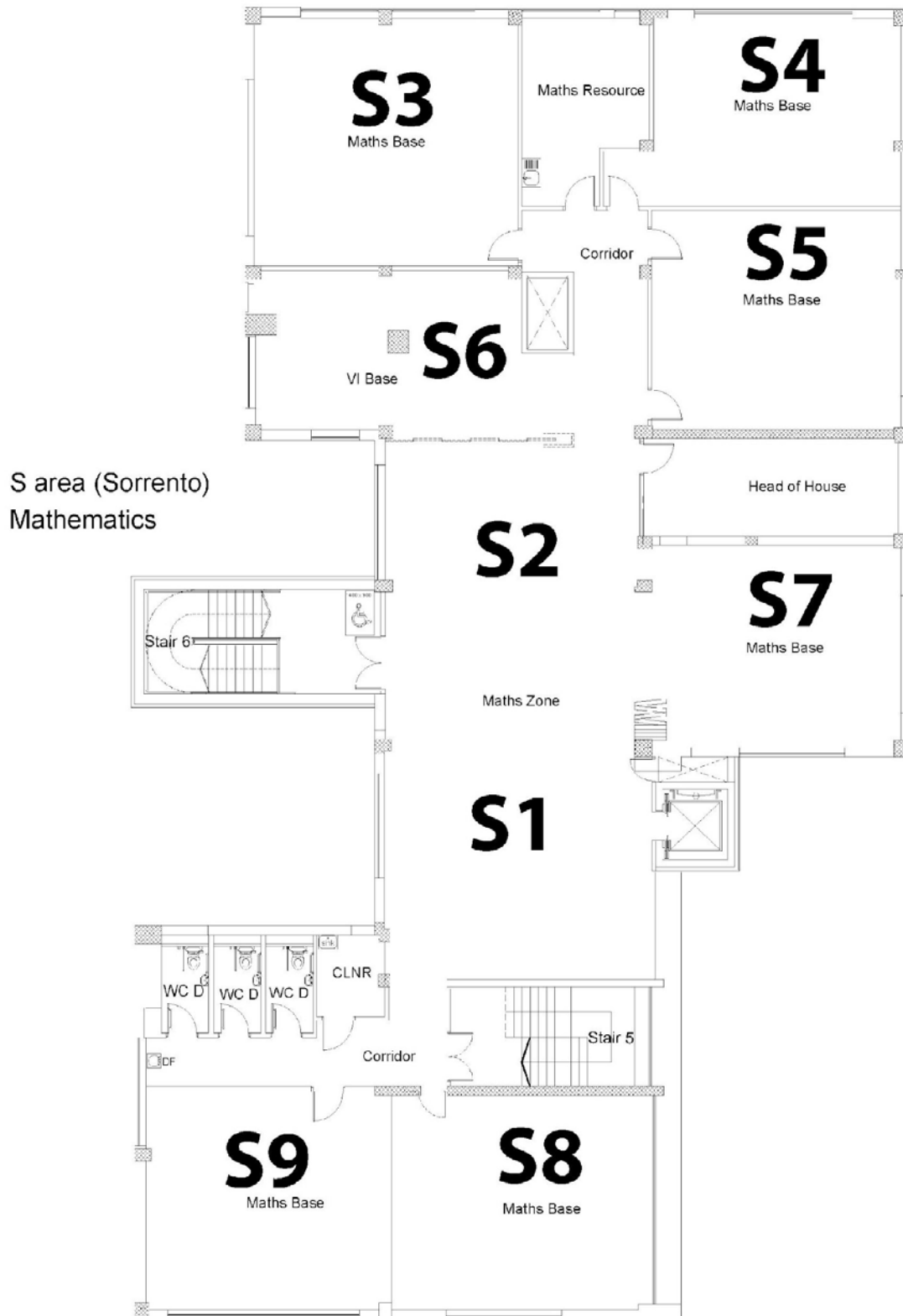
On the first floor is the N (for NEUCHATEL) area, where English is taught (the library is nearby), and the T (for TALLINN) area where geography and history are taught. You will also find the staffroom here. Year 7 lockers are also located on the ground floor, between the B and H areas, and all the 'L' rooms which is where you will be taught languages. Maths is taught in the S (for SORRENTO) area, which is located on the second floor.



The First Floor



Second floor





Your Mentor Group

Most of your lessons will be taught to you as a mentor group. For PE (physical education) and some other lessons, you may join together with other mentor groups.

Within your mentor group there will be a number of responsibilities which need to be shared out. Your mentor will help you with this.

At some point during the first half of the first term, mentor group captains will be chosen.

One member of your mentor group will also need to become your student voice representative. They will attend meetings and report back to the mentor group.



If you like responsibility, tell your mentor!

Your House

All members of your new mentor group are also members of your house.

The houses at Dane Court are all named after European towns or cities:

B	Barcelona	(Blue)
D	Delphi	(Green)
H	Helsinki	(Black)
N	Neuchatel	(Yellow)
S	Sorrento	(Red)
T	Tallinn	(Orange)

The inter-house activities are organised by members of the sixth form that are elected as house captains – we hope that they will inspire you to get involved and that you will want to stand for election to become a house captain yourself one day.

House activities often take place at lunchtimes. There are sporting competitions, quizzes, music and drama competitions – something for everybody. The ultimate aim is for you to take part, but if that is not possible, then your house most definitely will need your support and encouragement.

T-shirts in your house colour will be for sale in school and can be bought from your house captains throughout the year.

The Main Office

The main office is the administration area for the whole school. It is in the reception area of the building.

If you arrive late for school, you will need to buzz at the electric gates. You will then hear someone who will ask for your name, please speak clearly into the intercom. You must **then** report to the main office straight away in order to sign in.

If you have to leave school early, or if you arrive late for any reason (e.g. dentist appointment), you must report to reception and sign in/out. Please make sure that your parent/carer has contacted the school by email or telephone call in advance, or that you have a covering letter written by your parent/carer to explain – you will need to show this to the member of staff in the main office. When you return, you must sign in.

If you feel unwell during the day, and you do not think you can remain at school, first tell your teacher. If appropriate, they will send you to the main office. One of the office staff will telephone your parents/carers if they think it is necessary. **You should not call or text your parents/carers yourself** – this is a decision that a member of staff will make.

If you get injured at school go to the main office where first aid will be given.

Lost Property

It is vital that you have your name on **EVERYTHING** you own. If you lose anything, retrace your steps from where you last had the item, to the point where you were aware that you lost it, and ask your teachers. Failing that check at the main office. If the office receives a named item of lost property, they will endeavour to get it to you that day. Any unclaimed items will be taken to the charity shop or put into our second-hand uniform stock at the end of each term.

Dane Court is unable to insure students' property and cannot accept liability for any lost items.

All property should be clearly marked with the student's name.

Your Property

School Bags

A strong bag or rucksack is essential to transport your books to, from and around school. It should be big enough to hold your books without damaging them and strong enough to protect them. Please make sure your bag has your **name** on it.

Valuables

Please don't bring treasured or expensive items into school. If you have a music lesson, store your instrument in any of the practice rooms outside H7 in the music (H) area. If you choose to bring expensive technological equipment into school, then you do so at your own risk. Please be aware that mobile phones must not be seen, heard or used anywhere on the school site.

Money

Do not bring more money to school than you need for a day's expenses. If you have cash to top up your account, do it as soon as possible when you get to school, to minimise the chances of losing it. Your parents/carers can pay for trips and top up your catering account online using WisePay. Please be aware that the office does not have the facility to provide change.

Never leave money unattended in blazers or bags: always keep it with you.

School Uniform - Years 7-11

All queries about uniform should be addressed to your Year Leader.

Blazer	Black with Dane Court school badge	No other garments acceptable
Trousers/Skirt	Plain, black, full-length, straight leg trousers Black watch tartan kilt	Trousers must be straight legged. No extreme styles, and they should not resemble jeans (back pockets) Denim and corduroy are not acceptable; neither are skin-tight trousers or leggings. Skirts must be worn at an acceptable length.
Shorts (summer uniform only)	Black, knee length, tailored shorts	No other garments acceptable
Shirt	Plain white with a normal collar or open collar. Shirts must be tucked in	Shirts must be plain white, with no patterns or styling. No sports shirts. No t-shirt or jumper should be visible under the shirt.
Tie	If normal collar: Dane Court school tie, full length. If open collar: no tie required	
Jumper	Black Dane Court sweatshirt Plain black jumper or cardigan	Jumpers or sweatshirts with logos are not acceptable.
Socks/Tights	White, black, or grey socks Plain black tights	No other colours or patterned socks are acceptable
Shoes (See examples of acceptable and	Plain, black, low heel	Trainers that are fabric or with noticeable logos are not acceptable. <u>Health and safety</u> : No high heels should be worn. Shoes should give

non acceptable below)		sufficient support and protection to growing feet, therefore, canvas shoes and backless shoes are not acceptable. <u>Boots are not acceptable.</u>
Outdoor Garment	Plain style	Jackets not to be worn instead of blazers.
Jewellery	One set of studs in ears (flat or rounded only). All other piercings MUST be clear studs. Any other jewellery to be discreet.	Hoops or any other non-stud earrings. Visible body piercing, including nose studs, which are NOT clear studs. <u>In the event that a student has a visible body piercing which can't be removed, it must be covered with a suitable plaster until the item can be removed.</u>
Hair	Natural colours and moderate hair styles	No extreme hair styles.
Make-up	Must be discreet	
Nails	Coloured nail polish <i>can be worn</i> Nails must be cut short	
Religious clothing E.g. hijab, kippah, turban	Black or dark blue	

Required Items for Physical Education

- Dane Court or plain black hooded jumper and/or Dane Court or plain black rugby shirt
- Dane Court or plain black polo or t-shirt
- Dane Court or plain black PE shorts or skort – No cycling shorts
- Dane Court or plain black tracksuit bottoms or Dane Court or plain black **sports** leggings

*Black football socks (only a small logo permitted on them, no stripes)

*White sports socks

*Shin pads (only needed when football is on the curriculum)

*Trainers (not plimsolls, must support the ankle and must be different to school shoes for hygiene reasons)

*Football boots recommended (for when the ground is soft and football or rugby is on the curriculum)



*These items can be purchased from any local sports shop

All items of clothing can be ordered online from Ambition Sport,
<https://www.ambitionsport.com/>

Or

The Schoolwear Centre in Margate. www.schoolwearcentre.net

Jewellery may **NOT** be worn during PE lessons. Hair **must** be tied back.

Any new piercings that are still healing and therefore cannot be removed must be taped up with your own medical tape and a note from a parent/carer brought in to explain when they can be taken out. We request that all new piercings are arranged to be done at the beginning of the Summer holidays to allow healing time so they can be removed for PE lessons.



School Meals

School meals are provided by Harrison Catering who operate a ‘cashless catering’ system. You can add money to your account by using the machine near the canteen, and your parents/carers can add money by using the ‘WisePay’ system online.

If you are entitled to a free school meal, then your account will be automatically credited with your allowance every day. If you do not

use the full amount, it will not be carried over. You can also have a free breakfast between 8.15am and 8.35am.

A cafeteria system operates and a wide variety of alternatives are available – from sandwiches, fresh salads and panini to choices of hot meals including a vegetarian option. The current price for a standard meal (main course and dessert) is £2.50, which may well change in September.

All food and drinks purchased can be eaten in the dining area – there are tables in and around the ‘Heart’ area where you can eat your lunch. If you bring your own sandwiches you can eat them here as well. You will also be able to eat in the Year 7 plaza.

It is your responsibility to clear your table when you have finished eating. If you accidentally spill something, ask one of the kitchen staff for a cloth and mop it up please.

Sample Menu

Hot Main Meal (including vegetables)
‘One Pot’ meals

Panini
Jacket potatoes with a choice of toppings

Coffee, hot chocolate, milkshake
Puddings/buns/cakes

Pizza
Burritos
Sandwiches
Filled rolls
Fruit juice drinks

All students line up to buy their food as directed by the members of staff on duty. This will happen directly after mentor time. During your first week you will have lunch a little bit early to allow you to get used to the system.



First Lessons

When you were at your primary school, most of your lessons were in one classroom, so most of the things you needed were in your drawer or desk. At Dane Court you will be moving around the school and you will need to take all your lesson equipment with you. You will have a locker (remember your padlock and keys!) and you can leave

things you don't need until later – or things you have already used – in there.

To make things a little easier for the first few weeks, here is a list of subjects and beside them are all the things your new teachers want you to bring to the lesson.

- Art:** A sharp pencil (preferably 2B), pencil sharpener, and rubber.
- Biology:** A pen, ruler, pencil, some colouring pencils, and a calculator.
- Chemistry:** A pen, ruler, pencil and a calculator.
- Computing:** No pencil case required.
- Drama:** Your enthusiasm and willingness to work as a team
- English:** A pen and thoughts about your favourite book
- Food and Nutrition:** You will be required to bring in ingredients to cook for some food lessons. Your teacher will tell you a week before your lesson. Also bring a named tub with a lid to take your food home after practical lessons. Be prepared to taste some food. Aprons are provided for practical lessons.
- Geography:** A pen, pencil, colouring pencils, ruler and a compass.
- History:** Pens, pencils and a ruler.

- Mathematics:** A pen, pencil, ruler, rubber, protractor, compass and calculator.
- Mentor Time:** Be ready to contribute to discussions with your mentor group.
- Modern Languages:** Your pencil case, including a green pen, highlighter and a glue stick.
- Music:** Be willing to sing and play different instruments.
- Philosophy:** Your pencil case.
- Physics:** A writing pen, a green pen, a pencil, ruler, rubber and a calculator.
- PSHE:** Pencil case. Willingness to discuss and to show respect to your peers.
- Physical Education:** You will need to bring a named bag with your PE kit in. We recommend a strong gym bag, so everything fits and it is kept safe. All items of PE kit must be named.

Musical instruments

All instruments should be clearly labelled with the name of the owner. Store them in any of the practice rooms outside H7. If it is locked, ask a Music teacher for the key.

Other valuable items

We suggest that expensive mobiles, tablets and games consoles should not be brought into school. If you do decide to bring them, they must be named and please be aware you do so at your own risk.

Please also be aware that mobile phones and other electronic devices must not be seen, heard or used anywhere on the school site. Mobile phones must be switched off and stored in your bags at all times.

Insurance against loss and damage

Whilst every care is exercised here, it must be emphasised that the school cannot accept liability for loss or damage to clothes or property. Make sure that your parents/carers know that we advise them to cover any serious loss or damage with an 'All Risks' policy from their insurance company.



Care of your locker

You will be allocated your own locker. You will need to provide a padlock for the locker and two keys. Its contents and neatness are your responsibility so please take care of your locker. If you notice any damage to your locker, report it immediately to your mentor. Clean out your locker at least once a month. Your spare key must be clearly labelled with your name and will be collected and kept by your Year Leader in their office.

Movement in the building

Always walk in the school buildings – never run, as you may knock into someone and cause injury. Go quietly from one room to another when you are changing lessons. Line up outside classrooms sensibly and wait quietly to be invited in. Keep corridors clear and always keep to the LEFT, especially on the stairs.

Dress

Take pride in your appearance and wear your school uniform in accordance with the school rules. Your appearance is also a reflection of the standards of Dane Court – shirts must be tucked in and ties worn properly. Blazers must be worn at all times. Shoes must be able to take polish.

Care of books

Take good care of all books issued to you and cover them. Keep your exercise books neat and do not waste pages. Your exercise books are a reflection of you – make sure yours reflect you in a good light.

Tidiness

Dane Court is your school, so please ensure that you keep all parts of the school buildings and grounds as tidy as possible and use the bins provided for all rubbish. Eating is only permitted in specified areas.

Behaviour in general

Bullying

Bullying will not be tolerated at Dane Court Grammar School.

If you ever feel you are being bullied or know someone who is either being bullied or behaving like a bully, tell someone – your mentor, your Year Lead or your parents/carers. Alternatively, you can complete an incident report form.

If you witness any bullying, tell someone.

Violence

Uncontrolled anger can lead to serious injuries. Never hit back at anyone, but report anyone who is causing you problems (this is not telling tales), and the matter will be dealt with in a fair and civilised way.

If you fight with another student you will both be in serious trouble whatever the circumstances of the matter, as fighting is something which we do not tolerate here.

Bad language

Do not use bad language in school. Swearing at your peers and in general conversation is offensive and unacceptable.

Politeness

Good manners are essential.

Always say 'please' and 'thank you' when asking for or being given something. All members of staff – teachers, office staff, lunchtime supervisors, etc., should be addressed as 'sir' or 'miss'.

Respect each other and ensure that you treat other students as you wish them to treat you.



Bicycles

Bikes must not be left overnight at school.

Keep your bike well maintained and road-worthy. Make sure you have a good quality bike lock. **Always lock your bike to the bike stand. Bikes must not be left overnight at school.**

Make sure you always wear a helmet and during the winter months, make sure you have working lights. Do not leave these on your bike, put them in your locker after use. Bikes are stored in the bike cage.

Whilst every reasonable care is taken to ensure the relative safety of your bike whilst it is on the school premises, it is in your best interests to get your bike insured – it can be included on your parents’/carers’ insurance. Please be aware that E-scooters are not permitted in school.



After school

Homework

As time progresses you will get more homework here at Dane Court than you used to get at your old school. You will need to make sure that you have somewhere quiet where you can concentrate on your tasks without distractions and somewhere with a flat surface so that you can write neatly – a table or a desk is best.

Doing your homework well depends on organising your time properly. You will need to spend up to one hour on homework each evening, and details of the homework set must be written in your homework diary, which you must have with you in every lesson. So that you can get used to doing homework regularly you will have **up to three** homeworks per evening in the first term. Teachers will not set homework every lesson and, when they do, you will be given 48 hours to complete it.

A homework diary will be provided for you. This is for you to use to make a note of every piece of homework you are set. Your parents/carers should be able to see what homework you ought to be doing by looking in your diary, so make sure you keep it neat and up to date. If you lose it a new one will cost you £2.50. They are available from the pastoral office and your Year Leader's office, but are in limited supply.

Finding the time for homework

There will be lots of activities which come up when you get home from school. If you organise your time properly and stay on top of

your school work then you will also have time to do all the other things you like.

Here is a list of activities and a time-sheet for you to fill in. All the activities take half an hour so you won't be able to do all of them, choose what to do and create a timetable for the evening:

Activities:- watch favourite TV programme....play football....do French homework....go to friend's house....have a bath....sort out school bag for tomorrow....go to shops....play on XBox....do Maths homework....read comic/magazine/book....eat dinner.... do English homework.

	Time-sheet
4.00pm	Get home - Half hour of a hobby to relax
4.30-5.00pm	
5.00-5.30pm	
5.30-6.00pm	
6.00-6.30pm	
6.30-7.00pm	
7.00-7.30pm	
7.30-8.00pm	
8.00-8.30pm	
8.30-9.00pm	
9.00	Bed

How Organised Are You?

Detentions

If students fail to complete work or misbehave, it is possible that they will be put in detention. Most detentions are served at lunchtime, others take place after school.

Key stage three students will always be given 24 hours' notice via their parent/carers email before an after-school detention. After school detentions start at 3.30pm and can last from 20 to 60 minutes.

It is not an exaggeration to say that many students do not receive any detentions: the school reacts to the conduct of the students and so the responsibility lies very much with you.

Please note – do not ask to be excused after-school detention because you live a long way away, as that is not a valid reason. It may, however, be possible to postpone it if you already have an urgent, prior appointment, e.g. a music exam.

Behaviour

We expect all of our students to do the following:

1. Students can arrive from 8.15am. Lessons begin at 8.40am.
2. KS3 and KS4 students must remain on the school premises throughout the day.

3. A student must always sign out at Reception before leaving the premises for any reason at times other than the normal end of school session and must be collected by a parent or carer.
4. At the end of school, students travelling by school bus must wait in an orderly manner.
5. Cyclists should walk their cycles within the school grounds.
6. When moving about the school always keep to the left (in single file) and walk briskly and in an orderly manner. All one-way systems must be followed.
7. Please only walk around school: don't run or play in the corridors at any time.
8. At the beginning of lessons, students should wait quietly until the teacher arrives. Exercise books, pencil cases and homework diaries should be on the desk, ready for work.
9. Homework is to be done punctually and handed in at the appointed time.
10. Money must be kept on your person (preferably in a named purse or wallet) and should not be left unattended in bags or in coat pockets. (Use WisePay where possible).
11. Valuable items should not be brought into school. If you do bring them in, you do so at your own risk.
12. Ball games should be played well away from the school buildings, on the playing fields or hard court. Footballs must be clearly marked with the owner's name.
13. Respect other people's property:
 - (a) Handle all equipment such as books with care.

- (b) Behave sensibly in the bicycle sheds and ensure that you are careful around other students' bicycles. Only students with bicycles are allowed in the bicycle sheds.
- (c) Only borrow other students' equipment if they have first given permission to you to do so.
- (d) Only use your own allocated locker.

Behaviour: good manners

We expect you to set a high standard of behaviour and these suggestions should help you:

Behave in a quiet and orderly manner, both in school and out of school.

Remember that shouting and bad language are unpleasant and unnecessary.

Look neat and tidy at all times. Your school uniform should conform to regulations. It should be kept clean, in good repair and it must be worn properly.

Be helpful to everyone.

Be courteous when speaking to anyone, both in school and out of school.

Knock before entering a classroom when a class is in progress and wait to be invited in by the teacher.

If sent with a message to a classroom or an office, knock before entering.

Be courteous to all other road users at all times, and well-behaved on public transport.

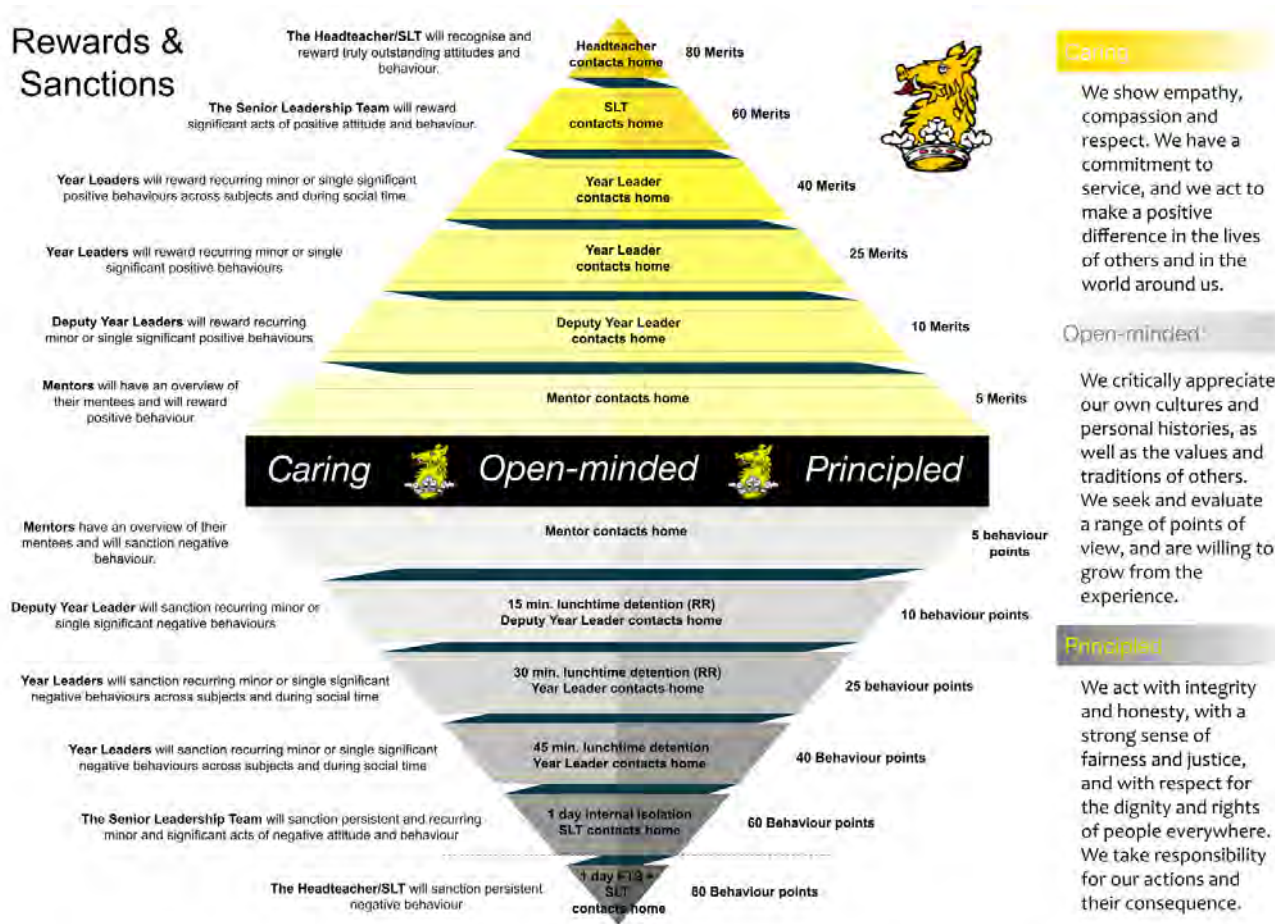
MOST IMPORTANTLY: We want you to be happy and successful in school. Be kind and considerate to all members of our school community so that it continues to be a lovely place to learn.



RESpect behaviour for learning

Rewards Expectations & Sanctions

Our Current Behaviour Diamond - Sanctions and Rewards (Subject to review)



What to do if...

...You arrive late to school: Buzz in at the main gate, go to the main office and sign in. A late mark will be entered into the register.

...You forget to bring your homework to school: See your teacher to explain straight away. This will show that you have taken the initiative and are serious about your work.

...You don't have all the books or equipment that is needed for the lesson: Tell your teacher as soon as you enter the class. Don't wait for them to notice that you don't have the things you need.

...You don't understand the homework: Don't write things in your planner that you don't understand. Talk to your teacher when the homework has been set and tell them that you do not understand what you have to do. They will be happy to explain it to you again.

...You have been off sick: You must make sure that you have copied up all the work that you have missed. If you have been away for a week, your teachers might ask you to photocopy a friend's work.

...You have a medical or dental appointment during the school day: Your parent/carer must contact the school in advance by phone or email, giving the date, time and place of the appointment. When it is time for you to leave, you should make your own way to the main office to wait to be collected by your parents/carers or nominated adult. Remember to sign in when you return.

...You forget your lunch or your lunch money or bus fare: Sometimes parents/carers will bring your lunch in for you, so check at the main office at break time. Otherwise go to your Year Lead and ask to borrow some money. Please repay the money the next day.

...You feel ill or have an accident in school: Tell your teacher who will then decide whether you should be sent to the main office to be checked over. If you are too ill to remain in school that decision will be made by the office staff or your Year Lead. **They** will contact your

parents/carers and make transport arrangements. **You should not contact your parents/carers yourself.**

...Someone has had a serious accident and you need help: Tell the nearest adult or go to the school office.

...You lose something in school (e.g. your pencil case):

- Ask your mentor group if anyone has picked it up.
- Retrace your steps: go to EVERY room that you were in that day.
- Ask the teachers who work in those rooms if it has been handed in.
- Check at the main office, Year Lead office, then tell your mentor, then your year lead.

...You are worried:

If any of the following occurs please tell someone: your parents/carers, mentor, Year Lead.

- You are being made fun of, or your things are being taken without your permission, or you are feeling threatened by another student
- You see someone being made fun of, being threatened, or who looks generally unhappy
- You see some students damaging school property or another student's property
- You notice that something is broken or could be a danger to others in the school
- You are struggling to understand the work in lessons



Dates to Remember

New Entrants Evening – Wednesday 25th June 2025

****Transition Day – Thursday 3rd July 2025**

School Terms and Holidays: 2024–2025

Dane Court Grammar School Term Dates 2025/26

Aug-25							Sep-25							Oct-25							Nov-25						
M	T	W	T	F	S	S	M	T	W	T	F	S	S	M	T	W	T	F	S	S	M	T	W	T	F	S	S
				1	2	3	1	2	3	4	5	6	7			1	2	3	4	5					1	2	
4	5	6	7	8	9	10	8	9	10	11	12	13	14	6	7	8	9	10	11	12	3	4	5	6	7	8	9
11	12	13	14	15	16	17	15	16	17	18	19	20	21	13	14	15	16	17	18	19	10	11	12	13	14	15	16
18	19	20	21	22	23	24	22	23	24	25	26	27	28	20	21	22	23	24	25	26	17	18	19	20	21	22	23
25	26	27	28	29	30	31	29	30						27	28	29	30	31			24	25	26	27	28	29	30

Dec-25							Jan-26							Feb-26							Mar-26						
M	T	W	T	F	S	S	M	T	W	T	F	S	S	M	T	W	T	F	S	S	M	T	W	T	F	S	S
1	2	3	4	5	6	7				1	2	3	4							1							1
8	9	10	11	12	13	14	5	6	7	8	9	10	11	2	3	4	5	6	7	8	2	3	4	5	6	7	8
15	16	17	18	19	20	21	12	13	14	15	16	17	18	9	10	11	12	13	14	15	9	10	11	12	13	14	15
22	23	24	25	26	27	28	19	20	21	22	23	24	25	16	17	18	19	20	21	22	16	17	18	19	20	21	22
29	30	31					26	27	28	29	30	31	23	24	25	26	27	28	23	24	25	26	27	28	29		

Apr-26							May-26							Jun-26							Jul-26						
M	T	W	T	F	S	S	M	T	W	T	F	S	S	M	T	W	T	F	S	S	M	T	W	T	F	S	S
		1	2	3	4	5					1	2	3	1	2	3	4	5	6	7			1	2	3	4	5
6	7	8	9	10	11	12	4	5	6	7	8	9	10	8	9	10	11	12	13	14	6	7	8	9	10	11	12
13	14	15	16	17	18	19	11	12	13	14	15	16	17	15	16	17	18	19	20	21	13	14	15	16	17	18	19
20	21	22	23	24	25	26	18	19	20	21	22	23	24	22	23	24	25	26	27	28	20	21	22	23	24	25	26
27	28	29	30				25	26	27	28	29	30	31	29	30						27	28	29	30	31		

Aug-26						
M	T	W	T	F	S	S
					1	2
3	4	5	6	7	8	9
10	11	12	13	14	15	16
17	18	19	20	21	22	23
24	25	26	27	28	29	30
31						

School Day
 School Holiday
 Bank Holiday
 Training Day

1 training day to be added once confirmed.

***First day of Autumn term Wednesday 3rd September 2025**

***Last day of Summer term Friday 17th July 2026**

The colour copy of this is available on the school website.

<https://www.danecourt.kent.sch.uk/attachments/download.asp?file=165&type=pdf>

Extra-Curricular Activities

After school clubs

There will be a variety of clubs available for you to join, changing with each season. Sports clubs include: football, netball, rugby, cricket, athletics, tennis, trampolining, table tennis to name but a few.

Dane Court Grammar School Timetable

Dane Court operates a two-week timetable. You will have 5 lessons every day and, over the course of two weeks, you will be taught all of the subjects in the curriculum. You will need to be very organised. We will tell you whether we are on the 'Week A' or 'Week B' phase of the timetable, and you will write each week in your homework diary at the start of the year, so that you will never be confused and make mistakes. It would be a very good idea to make sure your parents/carers know the week phases too, so that they can help you be organised.

School begins at 8.40am – you may arrive from 8.15am. You will have two one-hour lessons before break, then two more after break, followed by mentor time and lunch. Then you will have one final lesson. School will finish at 3.20pm when you should leave the site promptly unless attending an organised after-school activity. Your blank timetable will look like this:

Week A

Period	Monday	Tuesday	Wednesday	Thursday	Friday
1					
2					
Break					
3					
4					

Mentoring/ Assembly					
Lunch					
5					

Week B

Period	Monday	Tuesday	Wednesday	Thursday	Friday
1					
2					
Break					
3					
4					
Mentoring/ Assembly					
Lunch					
5					

Homework Timetable

Week A

	Monday	Tuesday	Wednesday	Thursday	Friday
1					
2					
3					

Week B

	Monday	Tuesday	Wednesday	Thursday	Friday

1					
2					
3					

You will get up to **three** subjects per night. Teachers will not set homework every lesson but, when they do, it will coincide with the timetable above. Each piece of homework should take no more than 20 minutes to complete.

On your very first day: Wednesday 3rd September 2025

If your parents/carers are dropping you off, or picking you up, by car, please arrange a suitable drop off, and pick up point offsite with them in advance, as the gates will be closed.

If you are walking to school, walk into the main entrance.

You will be directed into your year group plaza area where your mentor or year lead will greet you and direct you to your mentor room.

On the first morning you will probably feel a) a bit nervous, b) a bit excited, c) a bit of both. Make sure that you eat something for breakfast – even if you don't really fancy it – because this will be a very tiring day; for some of you it will also seem very long. You will be meeting lots of new people as well as some who are familiar to you. You will be given lots of information so it is important that you are alert!

We look forward to seeing you on **Wednesday 3rd September 2025** sometime between 8.20 and 8.40am!

Don't forget to bring your SMILE!

Your First Day Checklist

Make sure that you put all of these things into your school bag and that they are named. Pack your bag the night before and tick off the items as you put them in.

- 1. Pencil case – containing a pen, a pencil, a rubber and a ruler at the very least.
- 2. Rough notebook.
- 3. A padlock and two keys – one clearly labelled with your name, for your Year Leader.
- 4. Dinner money – cash or parents/carers can use WisePay – and a drink.
- 5. Bus/train fare (if necessary).

6. Your PE kit – is everything labelled?

7 **This booklet**

Your Questions

.....

.....

.....

.....

.....

.....

.....

.....

.....

.....

.....

.....

.....

.....

.....

.....

.....

Notes