



21st January
2025



YEAR 11 PARENT POWER
SUPPORTING YOUR CHILD
THROUGH THEIR GCSEs

We're in this together



- Your first set of GCSE exams; the staff team have been through this many, many times
- Subject leaders & your class teachers have a plan for every week
- Subject leaders have designed February PPEs so that you'll be ready for the final push
- Mrs Brissenden, Mr Craig & your mentors have a plan to make the most of mentor time - they are experts on getting Year 11 students through a successful exam period
- We're going to provide your parents with information that will enable them to help you (Information Evening on 21st January)





Five steps to success

Mrs Channing



How to and how NOT to revise

Mrs Jellett



How to prepare for GCSE...

English, Maths, Science, Languages
(Visit 3 sessions)



Five Steps to Success

1. Help them get organised

- Create a revision timetable/routine that works for your family.
- Use the resources we provide.
- Remove 'thought-barriers' to revision.
- Gradually build their stamina.



Five Steps to Success

2. Show them how committed you are

- Tell them how proud you are of their **efforts.**
- Model the behaviour you want to see.
- Get the tone right on individual subjects.



Five Steps to Success

3. Help them (and yourself) manage anxieties.

- Don't overestimate what other students (and parents) are doing.
- Talk about feeling stressed.
- Reiterate that your child **does not** need to be perfect to get 9s.
- Build in days off, distractions and downtime.



Five Steps to Success

4. Focus on the big picture

- Discuss aspirations for next year and beyond.
- Talk about the **long-term value** of the habits they are forming.
- Make plans for the summer.



Five Steps to Success

5. Don't underestimate how important you are.

- Talk to us if you need help or advice.




What your
child
should
not be
doing



RE-READING



HIGHLIGHTING



RE-WRITING



What your
child
should be
doing



RETRIEVAL



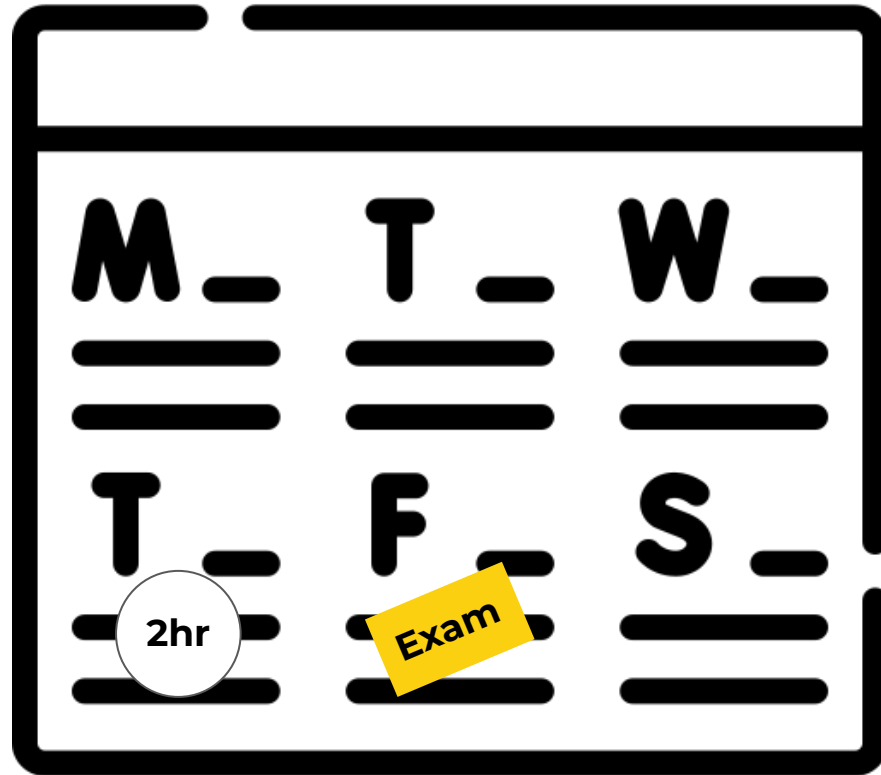
SPACING



INTERLEAVING

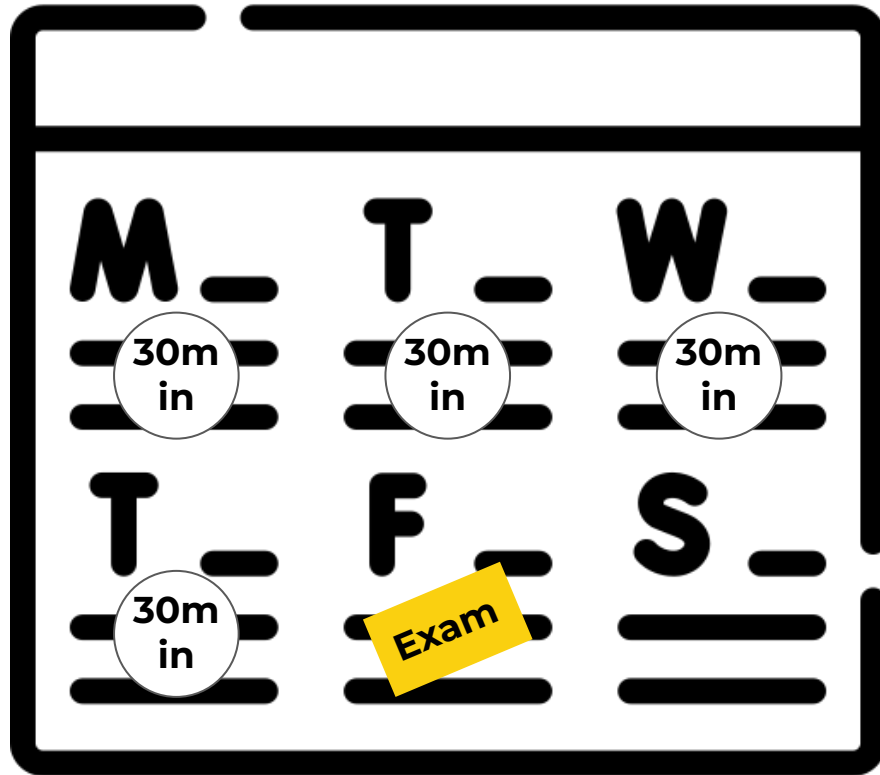


Encourage
your child
to **avoid**
cramming





Encourage
your child
to **try**
spacing
instead









YEAR 11 PARENT POWER



Blocking

Avoid this



Mon	Tue	Wed	Thu	Fri
A Christmas Carol	Much Ado		Language Paper 2	
				
				



Interleaving

Do this



Mon	Tue	Wed	Thu	Fri
Much Ado	A Christmas Carol		Language Paper 2	
A Christmas Carol	Language Paper 2		Much Ado	
Language Paper 2	Much Ado		A Christmas Carol	

YEAR 11 PARENT POWER



Subject specific strategies

HOW TO PREPARE FOR GCSE PHYSICS



Most helpful ↑

01



Exam questions

The more past paper questions you see the more likely you will have seen a similar question during the real exam. Physics and Maths tutor has questions based on topics as well as whole papers.

02



Equations

Rearrange the equations - yes, you get all the equations this year but you still need to know how to rearrange them. Practise this for each equation.

$$E_k = \frac{1}{2}mv^2$$

03



Calculations

About a third of the GCSE is calculation questions. The best source of questions is Isaac Physics. Practise, practise, practise!

04



Flashcards

You should use these to help you recall knowledge like, definitions, laws, and errors. Use the knowledge organisers on the Physics Students Shared Drive as a source of content.

05



Required practicals

Required Practicals - you will need to know how to conduct each practical and be able to identify potential sources of error.

06



Extended response questions

These are the most challenging questions at GCSE and where you can really set yourself apart from the rest of the country. Practise planning these and then writing a response, you will have about 10 minutes to do this in the exam.

Websites & resources

Physics and Maths Tutor



Isaac Physics



Shared Drive



Free Science Lessons (Youtube)



Required practicals



Extended response questions



How can others help?

Parents, carers, family members and friends can help by:

- Use your child's flashcards to test them.
- Ask the following questions: Select a required practical and ask: Can you name the independent, dependent and control variables? Can you tell me the units of specific heat capacity? (repeat for different quantities on the equation sheet)
- Tell as much information as possible about the following: Alpha, beta and gamma radiation; Different energy resources; The various models of the atom; An object in freefall; The electromagnetic spectrum

HOW TO PREPARE FOR GCSE FOOD & NUTRITION



Most helpful ↑

01



Past papers

Practise questions in the revision guide and online textbook. Use AQA as well as other exam boards. There are past papers on the AQA website. Make use of these as well as mark schemes and examiner reports to check your answers.

02



Daily questions

In term 5 - log in to Google Classroom once per day to answer the daily questions.

03



Flashcards

Particularly for knowledge of nutrition, food science and advantages and disadvantages of various topical food issues. Make your own or borrow some from the Food department.

04



Online textbook

This includes interactive quizzes and videos as well as everything that is already in the paper copy.

05



Seneca Learning

As well as teacher set assignments, SENECA learning can be used to do practice questions

06



Discussions

Have discussions with family and friends around topical food matters such as food waste, food security, special dietary needs, animal welfare, Genetic modification of crops, eating seasonally, buying locally produced foods etc.

07



Buddying up

Buddy up with other students and send each other a question every day to answer.

Websites & resources

Online textbook



Seneca Learning exam prep



Seneca Learning content revision



GCSE Bitesize



How can others help?

Parents, carers, family members and friends can help by:

- In terms 3 & 4, asking your child to talk through the requirements of NEA2. Help them to prepare for their three hour practical exam by reading through the recipes with them, helping to facilitate shopping for and organisation of ingredients. Encourage your child to talk through their time plan - help them to visualise themselves doing each step.
- If feasible, encouraging them to practise cooking elements of a dish prior to the final exam.
- Talking through ideas for presentation of dishes
- In Terms 4 and 5 making use of flash cards to test them on various topics. Micronutrients and food science are great areas for use with flash cards.
- Having discussions around topical food matters such as food waste, food security, special dietary needs, animal welfare, Genetic modification of crops, eating seasonally, buying locally produced foods etc Can they think of advantages and disadvantages of each?

YEAR 11 PARENT POWER





Subject
specific
strategies


HOW TO PREPARE FOR GCSE ENGLISH LITERATURE





Most helpful ↑


01  **Exam questions**
Practise writing full responses to questions on *Much Ado About Nothing*, *A Christmas Carol*, *An Inspector Calls* and the Poetry anthology. When possible, only allow yourself 45 minutes per essay.

02  **Detailed essay plans**
List the key themes in each text. Select one and decide which characters and events will support a response. Pair up poems from the anthology and plan essays. Practise writing introductions/thesis statements.

03  **Exemplar answers**
Ask your teacher for copies of full mark answers - pick out the good bits and steal for your own essays! Compare your own past essays to the exemplars. How could you improve on what you wrote?



04  **Patterns and motifs**
Consider each of the set texts and identify patterns, repeated methods and recurring motifs. What effect do they have? How could you incorporate this into an essay?

05  **Flashcards**
Front: Quotation - Back: Analysis
Front: Vocabulary - Back: definition
Front: Quotation - Back: text/character
Front: Text - Back: Thesis statement
How else could you use flashcards?

06  **Re-read the texts**
Re-read all or parts of the texts - particularly parts you have forgotten. There are PDF versions online, or you can borrow copies from the English Department.

07  **Watch the films**
The Branagh version of *Much Ado*; Disney's *A Christmas Carol*; BBC's *An Inspector Calls*. Be careful, though - some of the details are slightly different and you must NOT write about the films!

Websites & resources

-  MASSOLIT
Lectures on all the Literature texts
-  Mr Bruff on Youtube
Revision, full mark answers, key themes

Check Google classroom for resources shared by your teacher, or go to the English office for practice questions and exemplar essays.

How can others help?

Parents, carers, family members and friends can help by:

Using the flashcards to test quotations and vocabulary.

Asking these questions:


- What is a key theme in *An Inspector Calls* / *A Christmas Carol* / *Much Ado* and what characters or events support it?
- Summarise one of the 15 poems in 10 words; now relate it to another poem and explain how.
- What is the main purpose of *An Inspector Calls* / *A Christmas Carol* / *Much Ado*?
- Tell me three key quotations from *An Inspector Calls* / *A Christmas Carol* / *Much Ado* / the poetry anthology.
- How does each text (*An Inspector Calls* / *A Christmas Carol* / *Much Ado* / individual poems) begin and end? What is the significance of each?
- What type of question will you be asked on each text?


HOW TO PREPARE FOR GCSE SPANISH




Most helpful ↑

01  **Digital Revision Notebook**
Activities, links and resources to help with Listening, Reading, Speaking, Writing, Translation, Vocabulary and Grammar.


02  **Flashcards**
Especially helpful in preparation for the Speaking exams, but also useful to revise for Writing exams. General conversation question on one side and answer on the reverse. Use the Quizlet app as well.

03  **Past paper practice**
Ask your teacher, or access the digital revision notebook, to attempt past Reading, Listening and Writing papers.

04  **Listening websites**
Access the Spanish Listening website to listen to short conversations on various topics and complete quizzes to check your vocabulary knowledge.

05  **Exemplar answers**
Available in the digital revision notebook, look at example 40 word, 90 word and 150 word answers (choose Foundation or Higher Tier).

06  **BBC Bitesize**
Use the BBC Bitesize website that has revision material by topic, by skill and some exam style questions. Choose AQA as the exam board.

07  **Grammar resources**
Use a mixture of online games and grammar worksheets to test your grammar knowledge - eg. <https://conjuguemos.com/> - and don't forget to access resources on Google Drive, via the digital notebook.

Websites & resources

-  Digital Revision Notebook
-  BBC Bitesize
-  Lyrics training
-  Spanish Listening
-  Spanish Grammar games
-  Yr 11 Quizlet Class

Use the revision notebook to access lots of activities and Collins past papers. It also has links to a Grammar booklet, a folder of Grammar worksheets, translation booklets and much more.

How can others help?

Parents, carers, family members and friends can help by:

Using the flashcards we created in class: ask the question on the front of the card (written in Spanish) and listen to the reply, checking the reverse side of the card.

YEAR 11 PARENT POWER



Subject specific strategies

HOW TO PREPARE FOR GCSE ENGLISH LITERATURE



Most helpful ↑

01



Exam questions

Practise writing full responses to questions on *Much Ado About Nothing*, *A Christmas Carol*, *An Inspector Calls* and the Poetry anthology. When possible, only allow yourself 45 minutes per essay.

02



Detailed essay plans

List the key themes in each text. Select one and decide which characters and events will support a response. Pair up poems from the anthology and plan essays. Practise writing introductions/thesis statements.

03



Exemplar answers

Ask your teacher for copies of full mark answers - pick out the good bits and steal for your own essays! Compare your own past essays to the exemplars. How could you improve on what you wrote?

04



Patterns and motifs

Consider each of the set texts and identify patterns, repeated methods and recurring motifs. What effect do they have? How could you incorporate this into an essay?

05



Flashcards

Front: Quotation - Back: Analysis
Front: Vocabulary - Back: definition
Front: Quotation - Back: text/character
Front: Text - Back: Thesis statement
How else could you use flashcards?

06



Re-read the texts

Re-read all or parts of the texts - particularly parts you have forgotten. There are PDF versions online, or you can borrow copies from the English Department.

07



Watch the films

The Branagh version of *Much Ado*; Disney's *A Christmas Carol*; BBC's *An Inspector Calls*. Be careful, though - some of the details are slightly different and you must NOT write about the films!

Websites & resources



MASSOLIT
Lectures on all the Literature texts



Mr Bruff on YouTube
Revision, full mark answers, key themes

Check Google classroom for resources shared by your teacher, or go to the English office for practice questions and exemplar essays.

How can others help?

Parents, carers, family members and friends can help by:

Using the flashcards to test quotations and vocabulary.

Asking these questions:

- What is a key theme in *An Inspector Calls* / *A Christmas Carol* / *Much Ado* and what characters or events support it?
- Summarise one of the 15 poems in 10 words; now relate it to another poem and explain how.
- What is the main purpose of *An Inspector Calls* / *A Christmas Carol* / *Much Ado*?
- Tell me three key quotations from *An Inspector Calls* / *A Christmas Carol* / *Much Ado* / the poetry anthology.
- How does each text (*An Inspector Calls* / *A Christmas Carol* / *Much Ado* / individual poems) begin and end? What is the significance of each?
- What type of question will you be asked on each text?

HOW TO PREPARE FOR GCSE SPANISH



Most helpful ↑

01



Digital Revision Notebook

Activities, links and resources to help with Listening, Reading, Speaking, Writing, Translation, Vocabulary and Grammar.

02



Flashcards

Especially helpful in preparation for the Speaking exams, but also useful to revise for Writing exams. General conversation question on one side and answer on the reverse. Use the Quizlet app as well.

03



Past paper practice

Ask your teacher, or access the digital revision notebook, to attempt past Reading, Listening and Writing papers.

04



Listening websites

Access the Spanish Listening website to listen to short conversations on various topics and complete quizzes to check your vocabulary knowledge.

05



Exemplar answers

Available in the digital revision notebook, look at example 40 word, 90 word and 150 word answers (choose Foundation or Higher Tier).

06



BBC Bitesize

Use the BBC Bitesize website that has revision material by topic, by skill and some exam style questions. Choose AQA as the exam board.

07



Grammar resources

Use a mixture of online games and grammar worksheets to test your grammar knowledge - eg. <https://conjuguemos.com/> - and don't forget to access resources on Google Drive, via the digital notebook.

Websites & resources



Digital Revision Notebook



BBC Bitesize



Lyrics training



Spanish Listening



Spanish Grammar games



Yr 11 Quizlet Class

Use the revision notebook to access lots of activities and Collins past papers. It also has links to a Grammar booklet, a folder of Grammar worksheets, translation booklets and much more.

How can others help?

Parents, carers, family members and friends can help by:

Using the flashcards we created in class: ask the question on the front of the card (written in Spanish) and listen to the reply, checking the reverse side of the card.



How can you help?

English Lit

How can others help?

Parents, carers, family members and friends can help by:

Using the flashcards to test quotations and vocabulary.

Asking these questions:

- What is a key theme in *An Inspector Calls/ A Christmas Carol / Much Ado* and what characters or events support it?
- Summarise one of the 15 poems in 10 words; now relate it to another poem and explain how.
- What is the main purpose of *An Inspector Calls/ A Christmas Carol / Much Ado*?

Art

How can others help?

Parents, carers, family members and friends can help by:

- Knowing that students are already undertaking the Externally Set Assignment which is the Art Exam project. All the artwork that they are currently doing is directly contributing to marks for this project.
- Asking to see their sketchbooks and asking them to explain what they are doing. The sketchbook is where the evidence for the marks is collected and managing this essential. Talking through their ideas and progress will enable them to be more reflective in their thinking, annotations and art making.

Spanish

How can others help?

Parents, carers, family members and friends can help by:

Using the flashcards we created in class: ask the question on the front of the card (written in Spanish) and listen to the reply, checking the reverse side of the card.



Choose 3 sessions

How to
prepare for
GCSE...

English
N Plaza

Maths
M2



Science
D Plaza

Languages
L rooms



21st January

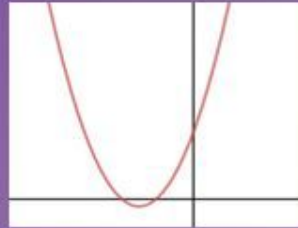
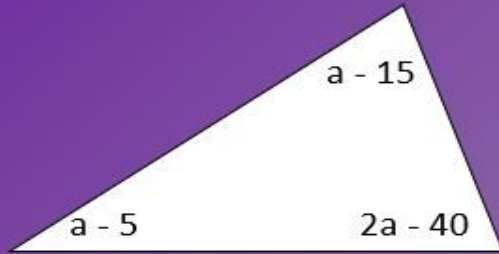
2025



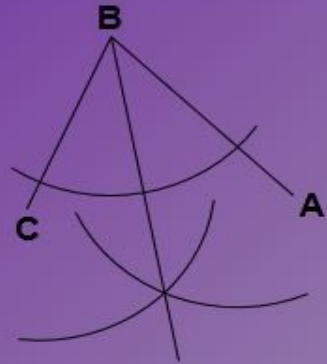
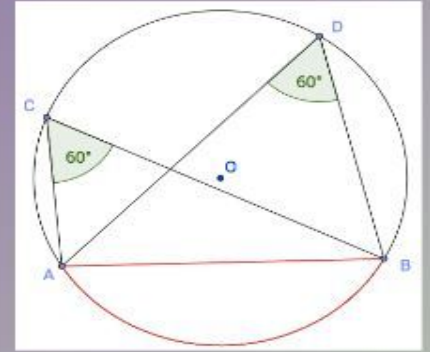
Year 11 Information Evening

How to prepare for GCSE Maths

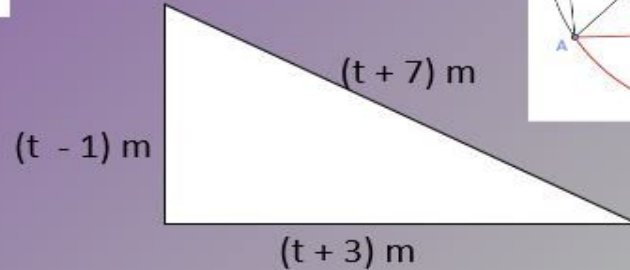
4 Tips To Help You Succeed



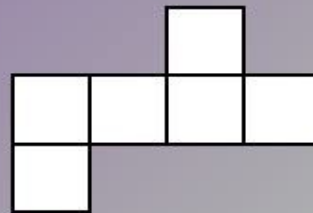
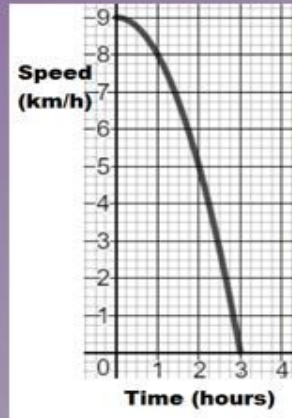
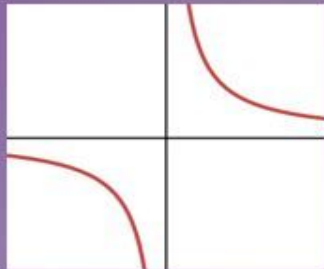
$$x \leq -1, x > 5$$



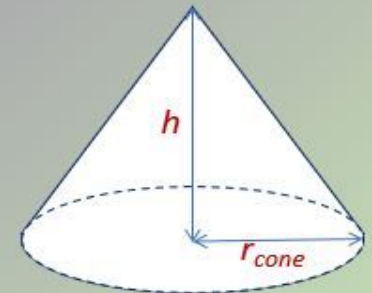
$$\frac{x+1}{2} = \frac{2x+3}{5}$$



$$(x + 4)(x - 2)(x - 1)$$



$$P = 2l + 2w$$



Tip 1

Start early and revise Mathematics little and often.

- **Have your formula sheet close to hand.**
- **Use notes when required**
(large exercise book/revision guide/revision cards)
- **Watch videos. Example Corbettmaths**
<https://www.youtube.com/watch?v=4l70hg61pS4>
- **Two topics per revision session(easy + challenge)**
- **Higher or Foundation Tier 25 GC(revision material)**

Tip 2

Find your weakest topics and deal with them first.

- **Use your gap analysis sheet + topic tests**
- **Don't work on what you already know.**
- **Flashcards for key things you forget or key words**
- **Converting up one grade on GC.**
- **Ask your teacher while there is still time.**
- **Use the Thursday lunchtime help club.**

Tip 3

Ensure revision is effective

- **Type of learner? Audio or Visual or Kinesthetic**
- **Two hours max rule.**
- **Reduce reliance on notes and flashcards.**
- **Trust your long term memory and make it work.**
- **Keep a list of challenging topics that are at your target grade.**

Tip 4

Try some exam questions as soon as you can

- **Colour code each question.**

Red = 'trigger word/phrase' Green = 'key information'

- **Look at the marks = time spent**
- **Don't leave blanks in the first half of the paper.**
- **Don't worry if you can't do a question near the end.**



21st January

2025



Year 11 Parent Power

How to prepare for GCSE English

Course Structure



Literature

Paper 1: Shakespeare and 19th C Novel

- **Section A:** Much Ado About Nothing (question on extract + whole play)
- **Section B:** A Christmas Carol (extract + whole play)

Exam: 1 hr 45 mins/ 64 marks/ 40% of GCSE

Paper 2: Modern Texts and Poetry

- **Section A:** An Inspector Calls (one essay question from a choice of two)
- **Section B:** Power and Conflict (Anthology Poetry - one comparative essay)
- **Section C:** Unseen Poetry (one unseen commentary and one short comparative answer)

Exam: 2 hr 15 mins/ 96 marks/ 60% of GCSE

Language

Paper 1: Explorations in Creative Reading and Writing (Fiction)

- **Section A:** Reading (one fiction text)
- **Section B:** Writing (descriptive or narrative writing)

Exam: 1 hr 45 mins/ 80 marks/ 50% of GCSE

Paper 2: Writers' Viewpoints and Perspectives

- **Section A:** Reading (one non-fiction and one literary non-fiction)
- **Section B:** Writing (persuasive writing)

Exam: 1 hr 45 mins/ 80 marks/ 50% of GCSE

Speaking and Listening: Presentation, responding to questions and feedback. Compulsory element, unweighted.

How to prepare for GCSE English Language



English Language

21% Level 9

46% 8-9

67% 7-9

English Literature

26% Level 9

47% 8-9

69% 7-9

Classroom: 5rnqvx6

	Wednesday lunch 1:45-2:15 N5	Staffed by	Tuesday a/sch Session 1 (3:30-4:30) N5	Staffed by	Tuesday a/sch Session 2 (3:30-4:30) N7	Staffed by	Topics List
wc 6th Jan	The Prelude	EC	ACC - Content	EV	Lang Paper 1 Q4	MEM	ACC - content
wc 13th Jan	Remains/War Photographer	AND	AIC - Content	NU	Lang Paper 1 Q2 and Q3	SJJ	ACC - essay writing
wc 20th Jan	Storm on the Island	ACH	ACC - Essay Writing	EV	Creative Writing Clinic	NU	AIC - content
wc 27th Jan	Tissue		MAAN - Essay Writing	NU	Persuasive Writing Skills	EV	AIC - essay writing
wc 3rd Feb	Kamikaze	MEM	Comparative Poetry (exam technique)	AND	Lang Paper 1 Q4	NU	MAAN - content
wc 10th Feb			PPEs 2				MAAN - essay writing
wc 24th Feb			PPEs 2				Comparative poetry
wc 3rd March	Ozymandias	EV	MAAN - Content	NU	Persuasive Writing Skills	SEJ	Unseen Poetry
wc 10th March	The Emigree	EC	AIC - Essay Writing		Creative Writing Clinic	EC	Lang Reading P1
wc 17th March	My Last Duchess	EV	Unseen Poetry	SEJ	AIC - Essay Writing	AC	Lang Reading P2
wc 24th March	Checking Out Me History						Persuasive Writing
wc 31st March	Poppies		ACC - Content	AND	ACC - Essay Writing		P&C Input
wc 21st April	COTLB/Bayonet Charge	SJJ	Comparative Poetry (exam technique)		Lang Paper 2 Qs 2 and 4	SJJ	Creative Writing Clinic
wc 28th April	Storm/Exposure	ACH	Essay Writing Skills ACC/MAAN/AIC		Comparative Poetry (exam technique)	AC	
wc 5th May			GCSE Exams Begin				
wc 12th May			Lit Paper 1 (12th AM)				
wc 19th May			Lit Paper 2 (20th AM), Lang Paper 1 (23rd AM)				
HALF TERM			Lang Paper 2 Half Term Session				
wc 2nd June			Lang Paper 2 (6th AM)				



How to prepare for GCSE English Language



1. **CREATE, REFINE AND LEARN:** Paper 1 Q5, Creative Writing is the one opportunity in Language to prepare something in advance. It is worth 40 marks (50% of Paper 1). For Paper 2, learning the recommended Persuasive Writing framework will be hugely beneficial.
2. **PRACTICE READING PAPERS:** AQA website or English Office. Practice papers are the best way to improve your marks in Reading. You can also find exemplar responses online.
3. **PRIORITISE:** Paper 1 Q4 is worth 20 marks, Paper 2 Q4 is worth 16. Prioritise practising these.
4. **INTERESTING VOCABULARY:** Learn a few impressive words and phrases ready to use correctly in your persuasive writing.
5. **PUNCTUATION PRACTICE:** Both Writing sections are marked on accuracy of SpaG - punctuation. Revise the rules of apostrophes, semi-colons and colons.



How to prepare for GCSE English Literature



1. **PRACTISE, PRACTISE, PRACTISE:** Practise writing full responses on Much Ado, ACC, AIC and Poetry. No more than 45 minutes.
2. **PRODUCE ESSAY PLANS:** We have provided some Pocket Essay plans. Students should use these as a basis to create their own. List the key themes in each text. Select one and decide which characters and events will support a response. Pair up poems from the anthology and plan essays. Practise writing introductions/thesis statements.
3. **EXEMPLARS:** Read full mark responses and 'magpie' phrases from them.
4. **RE-READ:** Re-read the texts you are least confident on. Make a note of the order of events and signpost these in your essays.
5. **IF ALL ELSE FAILS:** Watch the films (but beware of differences to the texts!). Podcasts such as Frank Skinner's Poetry Podcast are also excellent. Fall back on Mr Bruff (YouTube).





21st January

2025



Year 11 Information Evening

How to prepare for GCSE Science

How to prepare for GCSE Science



Practice

Practice

Practice



Take a sheet for biology, chemistry and physics



HOW TO PREPARE FOR GCSE CHEMISTRY



01



Past papers

The more past paper questions you see, the more likely you will have seen a similar question during the real exam. Physicsandmathstutor.com has questions based on topics as well as whole papers.

02



Flashcards

Flashcards - you should use these to help you recall key knowledge and definitions. You can buy CGP revision cards from the school (if you buy before the end of January), or make your own.

03



Required practicals

Answer questions on required practicals - you will need to know how to conduct each practical and be able to identify potential sources of error. Information on these and practice questions can also be found at Physicsandmathstutor.com.

04



Extended response questions

These are the most challenging

Websites & resources



Physics and Maths Tutor



Free Science Lessons



Educake



GCSE Extended response questions

How can others help?

Parents, carers, family members and friends can help by:

- Using the GCP (or their homemade) revision cards to test them on the key facts that they need to learn.
- Encouraging them to keep a record of the past papers that they have completed.





How to find **appropriate** practice questions (and answers)

- **Exam questions**
- **Flashcards**
- **Websites**

Other revision resources

Core practical revision

Extended Response Questions (4-6 markers)





Physics and Maths Tutor **Demo**

- Past papers
- Flash cards
- Summary notes / mind maps / videos
 - Topic based packs of questions

<https://www.physicsandmathstutor.com/>





Flashcards

- Commercial (e.g. CGP)
- Homemade - making them is highly effective
- Possible to work with parents / siblings / friends



H

The greenhouse effect

There are 20 questions in this quiz.

W

Customise quiz

How many questions do you want? (Max is 38)

Leave out questions you got right recently?

Yes No

Begin quiz 

ool

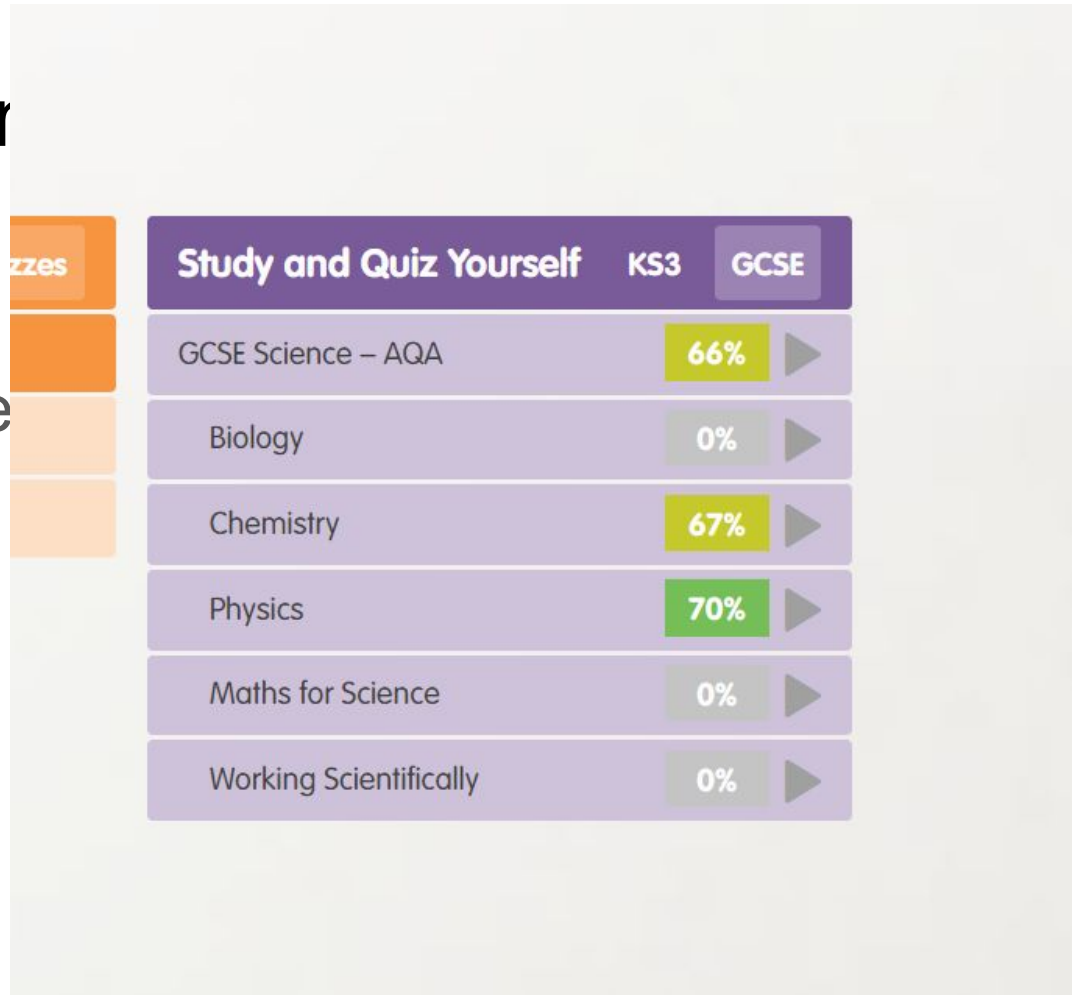
study

GCSE S

How to find

Websites

- Educake





All students already have a username and password

They can reset the password themselves

But we can help them if they are really struggling





Notes

Revision guides

Isaac Physics

YouTube (e.g. freesciencelessons.com)

BBC bitesize

Chemistry Revision website





Extended answer questions (e.g. biology test essay programme). [Link](#)

The importance of core practicals (EDUCAKE / Physicsandmathstutor)

Drop-in revision sessions for all three sciences

Monday (pm) - biology and physics

Friday (lunch and after school) - chemistry)





21st January

2025



Year 11 Parent Power

How to prepare for GCSE German

How to prepare for GCSE German



Speaking (conversation): All conversation questions should be completed by now and transferred onto flashcards, practise for 10 minutes every other day. You should be able to smash this paper with a bit of effort, practice and pay attention to exam tricks/techniques in class.

Speaking (role-plays/photo cards): use the German department website to practise these: all past paper questions are available. Set a timer: approx 5 mins for a role-play, 6 mins for a photo-card. (Role-play: check what you have written is appropriate using the teacher's script)

Lunchtime drop-ins: Thursday lunchtime. Conversation practice, grammar practice, get feedback on your extra writing.

Speaking PPE2 - sign-up: If students want a second speaking PPE, sign up sheet. More slots available after half term

Speaking exam date: w/b Tues 22 April (first day back after Easter: week 1 of term 5)



How to prepare for GCSE German



Listening and reading: pick a topic to revise vocabulary, then find the matching listening and reading past paper questions and complete them.

Think about “**purposeful marking**”: don’t just mark the answers and move on. Use the transcripts (for the listening) and go through texts carefully afterwards with a highlighter, flashcards and make notes / lists of vocab and/or grammar structures you had forgotten. Pay attention to the little words!

Lunchtime drop-ins: Thursday lunchtime. Conversation practice, grammar practice, get feedback on your extra writing.

Listen and reading exam date: Thursday 8 May (Week 3 of term 5: first week of “proper” GCSE exams)



How to prepare for GCSE German



Writing: by learning your conversation questions for the speaking, you will also be preparing for the writing. You have a writing pack to work through. Learn 5 or 6 different opinion phrases, adjectives, intensifiers, connectives properly and practise using these over and over again. Use the German department website to look for translation practice and key verbs in different tenses

Complete the personal checklist document and learn them (to be done together in class), then use them all the time!

Lunchtime drop-ins: Thursday lunchtime. Conversation practice, grammar practice, get feedback on your extra writing.

Writing exam date: Thurs 15 May (Week 4 of term 5: second week of “proper” GCSE exams)



How to prepare for GCSE German



Revision timetable/countdown [planner](#): Use this if you can't think what to do yourself! Starts 13 March

Website: [link](#)

Foundation or higher:

final decisions can be made right up until 21 April.
Some more students may change tier after PPE2.

Solid 5 on higher = stay on higher. (to leave the door to a 6 or more open)

4 or scrape a 5 on higher = move to foundation (to hopefully guarantee a grade 5 as a final outcome. Don't want to risk a U grade)



How to prepare for GCSE German



Timeline:

Term 3

Week 1 w/b 6 Jan	
Week 2 w/b 13 Jan	
Week 3 w/b 20 Jan	topic/content
Week 4 w/b 27 Jan	In-class revision
Week 5 w/b 3 Feb	In-class revision
Week 6 w/b 10 Feb	PPE2

Term 4

Week 1 w/b 24 Feb	PPE2
Week 2 w/b 3 Mar	topic/content
Week 3 w/b 10 Mar	(Start revision countdown this week!)
Week 4 w/b 17 Mar	In-class revision
Week 5 w/b 24 Mar	In-class revision
Week 6 w/b 31 Mar	In-class revision

Term 5

Week 1 w/b 21 Apr	Speaking exams (normal timetable)
Week 2 w/b 28 April	(normal timetable)
Week 3 w/b 5 May	Written exams start: Thurs 8 May (L/R)
Week 4 w/b 12 May	Thurs 15 May (W)
Week 5 w/b 19 May	





21st January

2025



Year 11 Parent Power

How to prepare for GCSE Spanish



Key dates:

Speaking exams w/c 22nd April (first week
back after Easter)

Listening and reading exam: 10th June AM

Writing exam: 17th June AM





Skills

- Listening
- Reading
- Writing - Grammar & Translation
- Speaking - Role play, Photo card, General conversation

Topics

Theme 1 – Identity and Culture

- Family, friends and technology
- Free time
- Customs and festivals

Theme 2 – Local, national, international and global areas of interest

- Holidays
- My local area
- The environment and global issues

Theme 3 – Current and future study and employment

- School
- Jobs and future plans



How to prepare for GCSE Spanish



Week A	Mon	Tues	Weds	Thurs	Fri	Weekend
At school		Speaking - 10 minutes GCQs theme 3	Spanish drop in session	Speaking - 10 minutes GCQs theme 1		Spanish Writing - 90w - foundation and higher Menciona: <ul style="list-style-type: none"> • qué te gusta o no te gusta de tu pueblo • qué hiciste durante un día de excursión en tu región • qué haces para proteger el medio ambiente • dónde quieres vivir en el futuro.
At home	Spanish Listening - home & neighbourhood (20 mins) On Google Classroom		Spanish Reading - home & neighbourhood (20 mins) On Google Classroom		Speaking - 10 minutes GCQs theme 2	



How to prepare for GCSE Spanish



[Week-by-week revision schedule](#) - short sessions planned out for you to fill into your timetable.

[Digital Revision notebook](#) - access to **everything you could possibly need** including practice (past) papers, exemplar answers, websites.

AQA vocabulary list (2000 words)

Revision guides/workbooks

Writing booklet

Lunchtime revision session - Wednesday 1:45-2:15

TV/Music





Speaking flashcard practice:

- If you learn your flashcards, you can smash your speaking exam!

How?

- Record yourself
- Flashcards - digital on quizlet or physical - self testing
- Reducing answers down to 10 words, 5 words, the first letter of each word
- Writing them out several times



How to prepare for GCSE Spanish



Lesson timeline:

Term 3

Week 1 w/b 6 Jan	
Week 2 w/b 13 Jan	
Week 3 w/b 20 Jan	Healthy living
Week 4 w/b 27 Jan	Healthy living (finish content)
Week 5 w/b 3 Feb	In-class revision
Week 6 w/b 10 Feb	PPE2

Term 4

Week 1 w/b 24 Feb	PPE2
Week 2 w/b 3 Mar	In-class revision module school & jobs
Week 3 w/b 10 Mar	In-class revision free time & family/friends
Week 4 w/b 17 Mar	In-class revision holidays & town
Week 5 w/b 24 Mar	In-class revision festivals/enviro- ment
Week 6 w/b 31 Mar	In-class revision (speaking focus)

Term 5

Week 1 w/b 21 Apr	Speaking exams (normal timetable)
Week 2 w/b 28 April	In-class revision (Listening, reading, writing on rotation)
Week 3 w/b 5 May	In-class revision
Week 4 w/b 12 May	In-class revision
Week 5 w/b 19 May	In-class revision





**22nd January
2025**



Year 11 Information Evening

How to prepare for GCSE French

GCSE French

The GCSE French exam tests the four skills:

- Listening (25%)
- Speaking (25%)
- Reading (25%)
- Writing (25%)

Exam Board: AQA

Course Code: 8658

Exam dates 2024:

Speaking: w/c Mon 22 April + w/c Mon 28 April
(first 2 weeks of Term 5)

Listening and reading: 21 May 2025 AM (Term 5)

Writing: 5 June 2025 PM (Term 6)

HOW TO PREPARE FOR GCSE FRENCH



Most helpful ↑

01



Shared Drive Resources

Activities, links and resources to help with Listening, Reading, Speaking, Writing, Translation, Vocabulary and Grammar.

02



Flashcards

Especially helpful in preparation for the Speaking exams, but also useful to revise for Writing exams. General conversation question on one side and answer on the reverse.

03



Past paper practice

Ask your teacher, or access the Shared Drive, to attempt past Reading, Listening and Writing papers. These are all available on the AQA website.

04



Listening tests

Complete the topic tests from Exampro, set weekly by your teacher. Use these, and the accompanying transcripts to practise your listening skills.

05



Exemplar answers

Refer back to the example answers used in lessons. Compare to your own and consider how you could improve your answers.

06



BBC Bitesize

Use the BBC Bitesize website that has revision material by topic, by skill and some exam style questions. Choose AQA as the exam board.

07



Grammar resources

Use the Languages Online website to test your grammar knowledge - and don't forget to access resources on Google Drive as well.

Websites & resources



Memrise



BBC Bitesize



AQA website



Languages online

Don't forget to access the Shared Drive for more resources, and you also have copies of the Pearson Revision Guide and Revision Workbook.

How can others help?

Parents, carers, family members and friends can help by:

Using the flashcards: ask the question on the front of the card (written in French) and listen to the reply, checking the reverse side of the card.

Asking you to describe these things in French:

- Your hometown
- Your family
- Your holiday plans
- Your hobbies
- Your school subjects
- Your future job
- Festivals

Listening + Reading – Revision tips

- **BBC Bitesize**

Revision material by topic, by skill and some exam style questions. Choose AQA as the exam board.

<https://www.bbc.co.uk/bitesize/examspecs/zr8bmfr>

- **Exampro Topic Tests**

Questions are taken from past exam papers. Students are completing these as homework. The tests are marked in class. It is useful for students to correct their work, highlighting and making a list of new vocab.

- **AQA past paper practice**

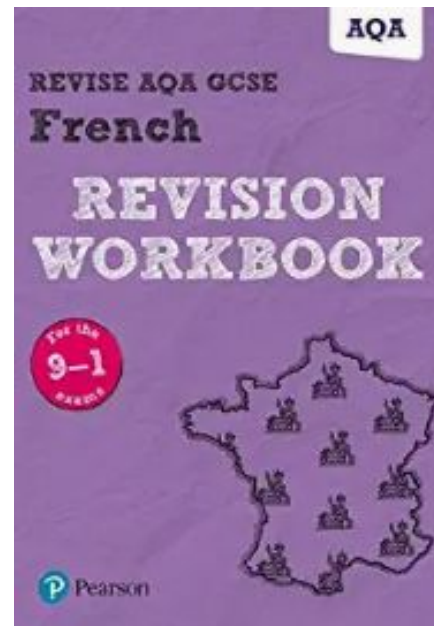
Past listening and reading papers available with mark schemes and audio files

<https://www.aqa.org.uk/subjects/languages/gcse/french-8658/assessment-resources>

AQA Revision Workbooks

These are another excellent resource for listening and reading exam question practice. Questions are differentiated at foundation + higher tier.

There is also a grammar section revising all key grammar points + key verb tenses. Answers to all exercises are included together with transcripts.



Speaking – Revision tips

- Role play + photo card practice

Students have a booklet in their speaking folder with past exam material. Model answers have been shared with them.

- Flash cards

General conversation question on one side and answer on the reverse.

Students can practise with you at home, either read out the question in French or show the question on the flash card and they practice reading out their answer.

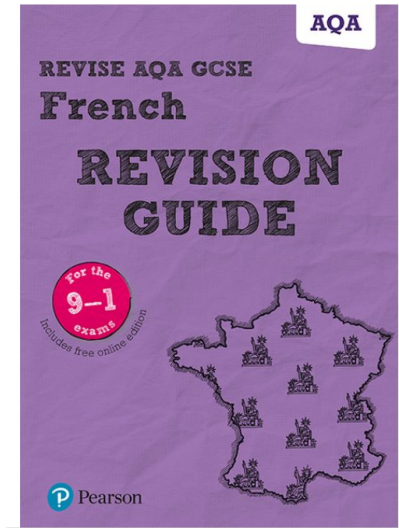
- AQA past question practice

Past role plays + photo cards available with mark schemes.

<https://www.aqa.org.uk/subjects/languages/gcse/french-8658/assessment-resources>

AQA Revision Guide

Excellent resource for revising GCSE vocabulary with model paragraphs in French students can adapt for both speaking and writing. Vocab lists with all topic based vocab also included.



Just speak French!

Ask your child to speak to you in French on any of the GCSE topics. Tell me about ...

Theme 1 Identity and Culture	Theme 2 Local, national, international and global areas of interest	Theme 3 Current and future study and employment
Family + friends Leisure activities Technology Festivals	My town/region Holidays Environment – local + global issues Environmental protection	School Jobs Future career plans

Writing – Revision tips

- Exam style essay questions

Refer back to model answers in exercise books

Foundation tier – 40 + 90 word essay

Higher tier – 90 + 150 word essay

- Writing Booklet

Contains exam style questions on all GCSE themes.

- AQA past paper practice

Past writing papers available with mark schemes.

<https://www.aqa.org.uk/subjects/languages/gcse/french-8658/assessment-resources>

AQA GCSE FRENCH



WRITING BOOKLET

HIGHER

Nom et prénom:

Prof:

! ! Caring - Open minded - Principled ! !

Vocabulary

This booklet has been shared with students. It contains all the vocab they need to know at foundation + higher tier.

Students can create revision flash cards with vocab listed by topic. You can help by testing them. Aim to revise 30 words a week. Always note and keep revising new words



Other useful websites:

- www.languagesonline.org.uk/Hotpotatoes/frenchindex.html#Grammar
- www.quizlet.com/en-gb/content/gcse-french